

Archbishop Cranmer CofE Primary School



END OF KS2 OUTCOMES

Please Note: The national data at the back of the document is based on interim 2017 data as published on 04/07/17. There is no national 'higher attaining' figures at this stage.

The progress reports have been created using 2016 progress measures. These will be **very** different when published for 2017 (later in year) and you must view their figures bearing this in mind.

1.1 - KS2 Test Outcome Venn Diagram - Pupils achieving standards

This report will give you the percentage of pupils that achieved national standard in Reading, Mathematics and GPVS combined. There is also a table at the bottom of the report with pupil names to support this.

1.2 - KS2 Outcome Venn Diagram - Reading, Writing and Mathematics

This report will give you the percentage of pupils that achieved national standard in Reading Test, Mathematics Test and Writing Teacher Assessment combined. There is also a table at the bottom of the report with pupil names to support this.

2.1 - KS2 Test Outcome Breakdown Pie Chart

This report shows the percentage of pupils who are at each outcome for the cohort in Reading, Mathematics and GPVS.

2.2 - KS2 TA Outcome Breakdown Pie Chart

This report shows the percentage of pupils who are at each outcome for the cohort in Reading, Writing, Mathematics and Science.

3.1 - KS1 versus KS2 Test Analysis

This report calculates the number and percentage of pupils who are at or above national standards at KS1 (2B+ in 2012) against the percentage of pupils at expected for KS2 this year, this also shows the difference between the two figures. The report gives you this data for a number of key context groups for Reading, Mathematics and GPVS.

3.2 - KS1 versus KS2 TA Analysis

This report calculates the number and percentage of pupils who are at or above national standards at KS1 (2B+ in 2012) against the percentage of pupils at expected for KS2 this year, this also shows the difference between the two figures. The report gives you this data for a number of key context groups for Reading, Writing, Mathematics and Science.

4 - KS2 Test and TA Quadrant Analysis

This chart plots pupils in quadrants based on their performance in the test and the teacher assessment. This report uses teacher assessment codes and test outcome codes in Reading and Mathematics.

5.1 - KS1 to KS2 TA Transition Matrix

This report plots pupils on a mapping grid to show their transition from KS1 to KS2 teacher assessments. Down the left-hand side is the KS1 result and across the top the KS2 teacher assessment. This report uses KS1 results and teacher assessment codes in Reading, Writing, Mathematics and Science.

5.2 - KS1 to KS2 Test Transition Matrix

This report plots pupils on a mapping grid to show their transition from KS1 to KS2 test. Down the left-hand side is the KS1 result and across the top the KS2 test result. This report uses KS1 results and KS2 test codes in Reading, Mathematics and GPVS.

6.1 - KS2 TA - Contextual Groups Attainment Summary

This report gives the number and percentage of pupils in key contextual groups that attained a teacher assessment outcome that is 'below', 'at', and 'at/greater depth' the national standards. This report analyses Reading, Writing, Mathematics and Science.

6.2 - KS2 Test - Contextual Groups Attainment Summary

This report gives the number and percentage of pupils in key contextual groups that attained a test outcome that is below or at the national standards. This report analyses Reading, Mathematics and GPVS.

7 - KS2 Average Scaled Score Analysis by Context

This analysis shows you the average scaled score for the cohort, and other key contextual groups. The data is presented in a table format and as a bar chart for Reading, Mathematics and GPVS.

8 - KS2 Scaled Score Mapping Grid

This mapping grid plots pupils based on subjects and scaled score ranges for Reading, Mathematics and GPVS.

9 - KS2 Scaled Score Mapping Grid by Ability Group

These mapping grids plot pupils based on KS1 ability groups and scaled score ranges for Reading, Mathematics and GPVS. Please note the GPVS grid matches pupils who had a SPAG result at KS1 and a GPVS scaled score in KS2.

10 - KS2 Scaled Score Mapping Grid by Context Group

These mapping grids plot pupils based on key context groups and scaled score ranges for Reading, Mathematics and GPVS.


11 - KS2 Pupil Outcome Printout

These report shows you the raw data that you entered into the OTrack data entry screens. This can be used to check for missing pupils in other reports.

12 - Summary Sheet

This page is an overall summary of the data held in other reports to be used for quick reference to key analysis and for simple reporting to Ofsted and Governors etc.

KS2 Test Outcome Venn Diagram - Pupils achieving standards


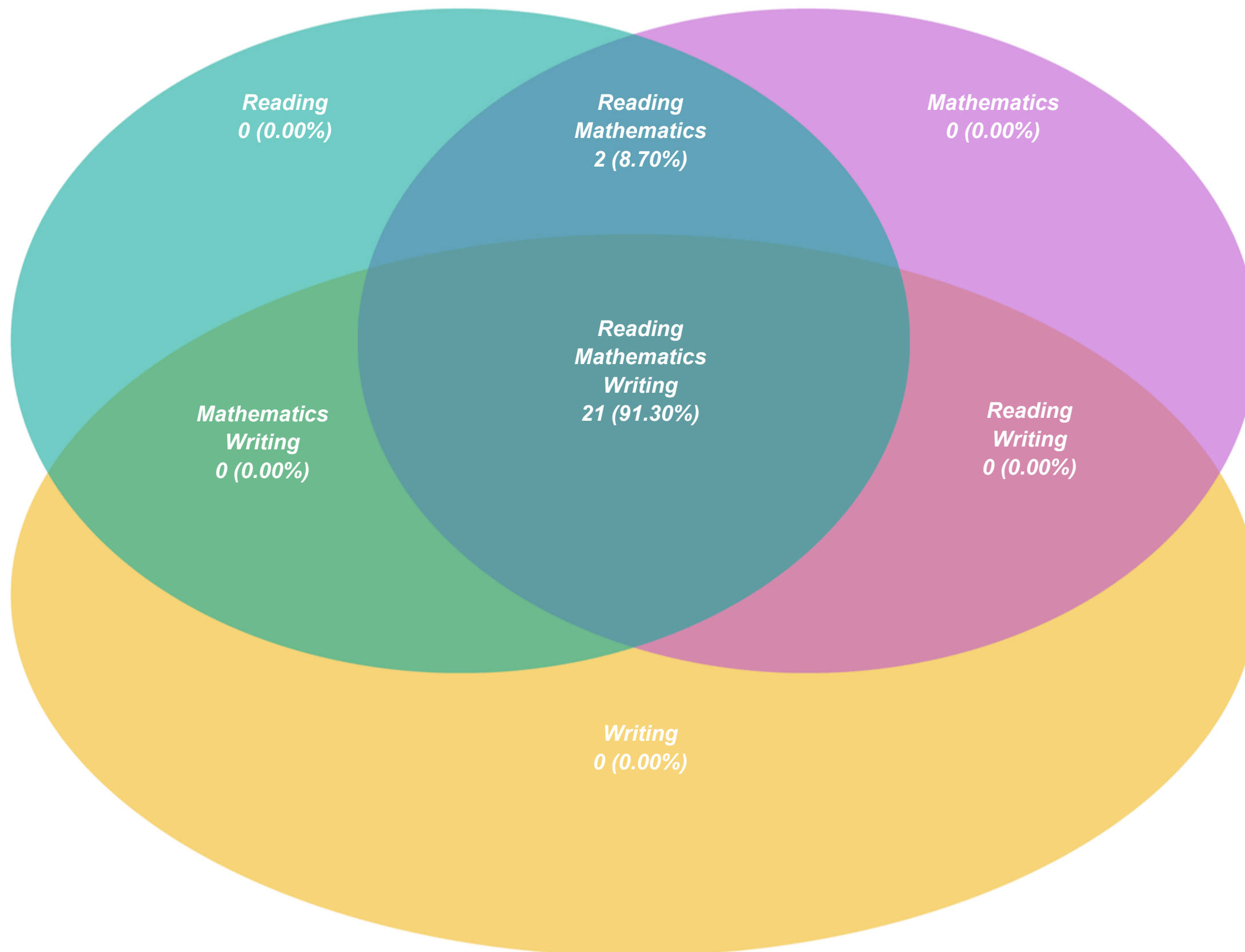


KS2 Test Outcome Venn Diagram - Pupils achieving standards

Reading	Mathematics	GPVS	Reading & Mathematics	Mathematics & GPVS	Reading & GPVS	Reading, Mathematics & GPVS
						Molly Ashton AS/AS/AS Megan Bunn AS/AS/AS Jenson Daubrah-Scott AS/AS/AS Frances Dodders AS/AS/AS Mya Edwards AS/AS/AS James Egerton AS/AS/AS Amelie Higgott AS/AS/AS Liberty Kennedy AS/AS/AS Serena Lee AS/AS/AS Alexander Munn AS/AS/AS Charlie Rains AS/AS/AS Phoebe Rusby AS/AS/AS Florrie Ryan AS/AS/AS Jessica Scott AS/AS/AS Demi-Leigh Simpson AS/AS/AS Connie Storer AS/AS/AS Flo Sudborough AS/AS/AS Lucy Taylor AS/AS/AS Charlotte Thompson AS/AS/AS Sonny Towle AS/AS/AS Alex Turnbull AS/AS/AS Emily Wade AS/AS/AS Matthew Ward AS/AS/AS

Missing pupils? - Please check the 'KS2 Test Outcome Codes' section of the 'KS2 Pupil Outcome Printout'. This will identify pupils who are disapplied from this report.

KS2 Outcome Venn Diagram - Reading, Writing and Mathematics



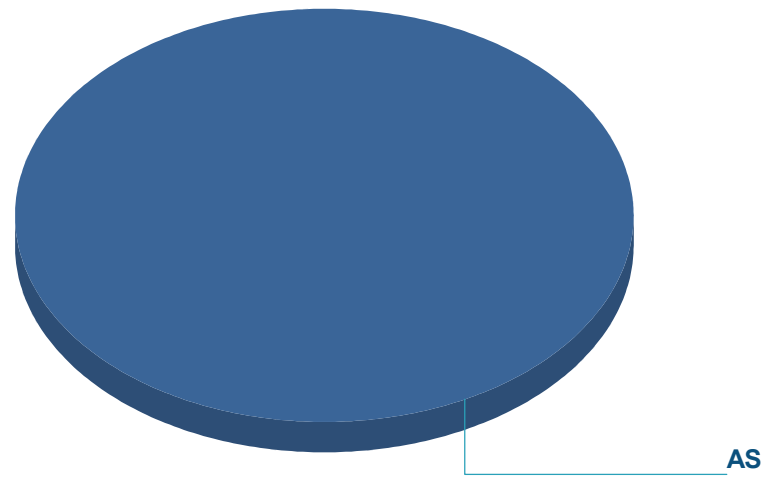
KS2 Outcome Venn Diagram - Reading, Writing and Mathematics

Reading	Mathematics	Writing	Reading & Mathematics	Mathematics & Writing	Reading & Writing	Reading, Mathematics & Writing
			James Egerton AS/AS/WTS Jessica Scott AS/AS/WTS			Molly Ashton AS/AS/EXS Megan Bunn AS/AS/EXS Jenson Daubrah-Scott AS/AS/EXS Frances Dodders AS/AS/EXS Mya Edwards AS/AS/EXS Amelie Higgott AS/AS/GDS Liberty Kennedy AS/AS/EXS Serena Lee AS/AS/EXS Alexander Munn AS/AS/GDS Charlie Rains AS/AS/EXS Phoebe Rusby AS/AS/EXS Florrie Ryan AS/AS/EXS Demi-Leigh Simpson AS/AS/EXS Connie Storer AS/AS/EXS Flo Sudborough AS/AS/EXS Lucy Taylor AS/AS/GDS Charlotte Thompson AS/AS/EXS Sonny Towle AS/AS/EXS Alex Turnbull AS/AS/GDS Emily Wade AS/AS/EXS Matthew Ward AS/AS/EXS

Missing pupils? - Please check the 'KS2 Test Outcome Codes' and the 'KS2 Teacher Assessments Codes' section of the 'KS2 Pupil Outcome Printout'. This will identify pupils who are disapplied from this report.

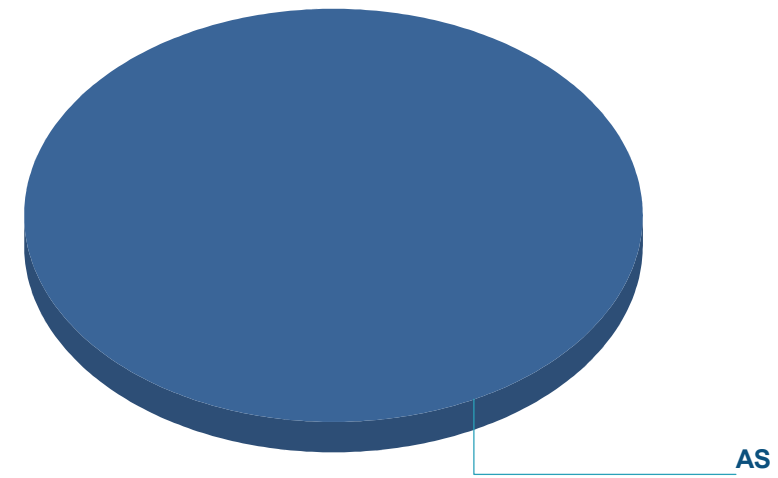
KS2 Test Outcome Breakdown Pie Chart

Reading



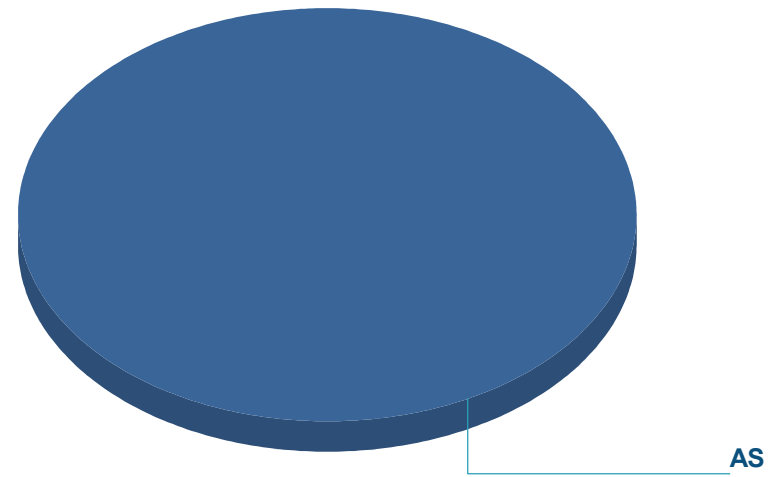
AS	23	100.00%
Total:	23	100.00%

Mathematics



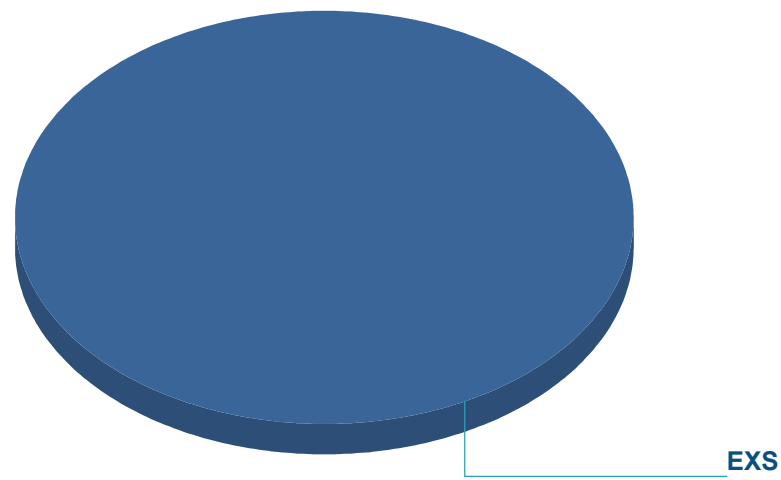
AS	23	100.00%
Total:	23	100.00%

GPVS



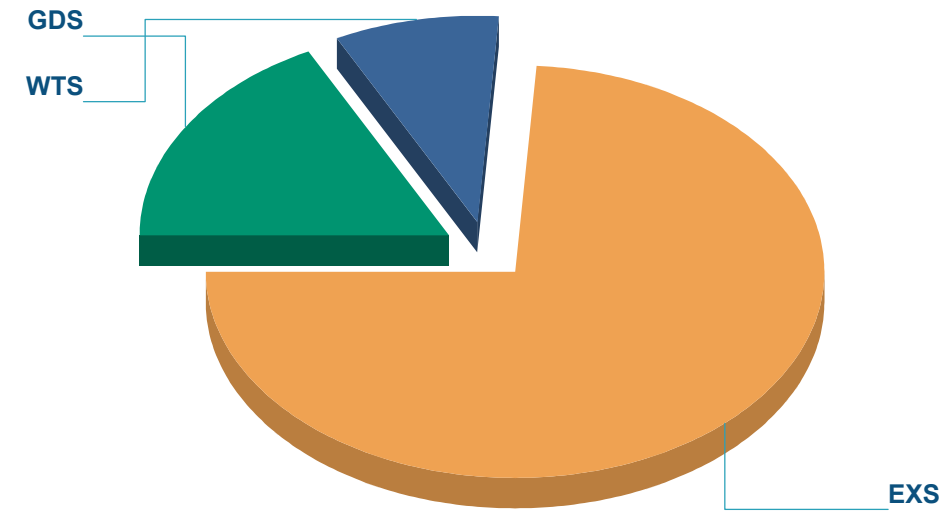
AS	23	100.00%
Total:	23	100.00%

Reading



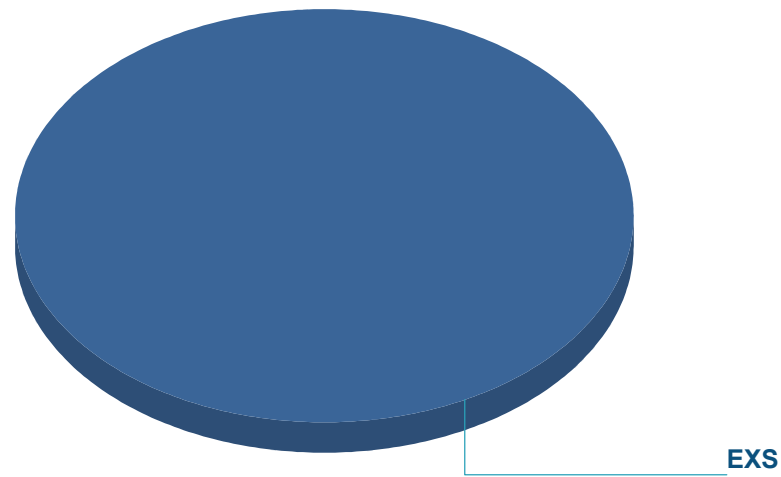
■ EXS	23	100.00%
Total:		23 100.00%

Writing



■ WTS	2	8.70%
■ EXS	17	73.91%
■ GDS	4	17.39%
Total:		23 100.00%

Mathematics



■ EXS	23	100.00%
Total:		23 100.00%

KS1 Versus KS2 Test Analysis

Reading

	KS1 Expected			KS2
	(2C+)	(2B+)	(L3+)	Expected (AS)
Cohort	21/22 (95.45%)	20/22 (90.91%)	10/22 (45.45%)	22/22 (100.00%)
Boys	6/7 (85.71%)	6/7 (85.71%)	4/7 (57.14%)	7/7 (100.00%)
Girls	15/15 (100.00%)	14/15 (93.33%)	6/15 (40.00%)	15/15 (100.00%)
FSM	1/1 (100.00%)	1/1 (100.00%)	0/1 (0.00%)	1/1 (100.00%)
Non-FSM	20/21 (95.24%)	19/21 (90.48%)	10/21 (47.62%)	21/21 (100.00%)
PPG	1/1 (100.00%)	1/1 (100.00%)	0/1 (0.00%)	1/1 (100.00%)
Non-PPG	20/21 (95.24%)	19/21 (90.48%)	10/21 (47.62%)	21/21 (100.00%)
Non-SEN	21/22 (95.45%)	20/22 (90.91%)	10/22 (45.45%)	22/22 (100.00%)
Non-EAL	21/22 (95.45%)	20/22 (90.91%)	10/22 (45.45%)	22/22 (100.00%)
Autumn Born	8/8 (100.00%)	7/8 (87.50%)	3/8 (37.50%)	8/8 (100.00%)
Spring Born	8/9 (88.89%)	8/9 (88.89%)	5/9 (55.56%)	9/9 (100.00%)
Summer Born	5/5 (100.00%)	5/5 (100.00%)	2/5 (40.00%)	5/5 (100.00%)

Mathematics

	KS1 Expected			KS2
	(2C+)	(2B+)	(L3+)	Expected (AS)
Cohort	22/22 (100.00%)	19/22 (86.36%)	7/22 (31.82%)	22/22 (100.00%)
Boys	7/7 (100.00%)	5/7 (71.43%)	4/7 (57.14%)	7/7 (100.00%)
Girls	15/15 (100.00%)	14/15 (93.33%)	3/15 (20.00%)	15/15 (100.00%)
FSM	1/1 (100.00%)	1/1 (100.00%)	0/1 (0.00%)	1/1 (100.00%)
Non-FSM	21/21 (100.00%)	18/21 (85.71%)	7/21 (33.33%)	21/21 (100.00%)
PPG	1/1 (100.00%)	1/1 (100.00%)	0/1 (0.00%)	1/1 (100.00%)
Non-PPG	21/21 (100.00%)	18/21 (85.71%)	7/21 (33.33%)	21/21 (100.00%)
Non-SEN	22/22 (100.00%)	19/22 (86.36%)	7/22 (31.82%)	22/22 (100.00%)
Non-EAL	22/22 (100.00%)	19/22 (86.36%)	7/22 (31.82%)	22/22 (100.00%)
Autumn Born	8/8 (100.00%)	7/8 (87.50%)	1/8 (12.50%)	8/8 (100.00%)
Spring Born	9/9 (100.00%)	8/9 (88.89%)	3/9 (33.33%)	9/9 (100.00%)
Summer Born	5/5 (100.00%)	4/5 (80.00%)	3/5 (60.00%)	5/5 (100.00%)

Missing pupils? - Please check the 'KS2 Test Outcome Codes' and the 'KS1 Results' sections of the 'KS2 Pupil Outcome Printout'. These will identify pupils who are disapplied from this report.

KS1 Versus KS2 TA Analysis

Reading

	KS1 Expected			KS2	
	(2C+)	(2B+)	(L3+)	Expected (EXS)	Greater Depth (MGD)
Cohort	21/22 (95.45%)	20/22 (90.91%)	10/22 (45.45%)	22/22 (100.00%)	0/22 (0.00%)
Boys	6/7 (85.71%)	6/7 (85.71%)	4/7 (57.14%)	7/7 (100.00%)	0/7 (0.00%)
Girls	15/15 (100.00%)	14/15 (93.33%)	6/15 (40.00%)	15/15 (100.00%)	0/15 (0.00%)
FSM	1/1 (100.00%)	1/1 (100.00%)	0/1 (0.00%)	1/1 (100.00%)	0/1 (0.00%)
Non-FSM	20/21 (95.24%)	19/21 (90.48%)	10/21 (47.62%)	21/21 (100.00%)	0/21 (0.00%)
PPG	1/1 (100.00%)	1/1 (100.00%)	0/1 (0.00%)	1/1 (100.00%)	0/1 (0.00%)
Non-PPG	20/21 (95.24%)	19/21 (90.48%)	10/21 (47.62%)	21/21 (100.00%)	0/21 (0.00%)
Non-SEN	21/22 (95.45%)	20/22 (90.91%)	10/22 (45.45%)	22/22 (100.00%)	0/22 (0.00%)
Non-EAL	21/22 (95.45%)	20/22 (90.91%)	10/22 (45.45%)	22/22 (100.00%)	0/22 (0.00%)
Autumn Born	8/8 (100.00%)	7/8 (87.50%)	3/8 (37.50%)	8/8 (100.00%)	0/8 (0.00%)
Spring Born	8/9 (88.89%)	8/9 (88.89%)	5/9 (55.56%)	9/9 (100.00%)	0/9 (0.00%)
Summer Born	5/5 (100.00%)	5/5 (100.00%)	2/5 (40.00%)	5/5 (100.00%)	0/5 (0.00%)

Writing

	KS1 Expected			KS2	
	(2C+)	(2B+)	(L3+)	Expected (EXS)	Greater Depth (MGD)
Cohort	21/22 (95.45%)	19/22 (86.36%)	6/22 (27.27%)	17/22 (77.27%)	3/22 (13.64%)
Boys	6/7 (85.71%)	5/7 (71.43%)	2/7 (28.57%)	4/7 (57.14%)	2/7 (28.57%)
Girls	15/15 (100.00%)	14/15 (93.33%)	4/15 (26.67%)	13/15 (86.67%)	1/15 (6.67%)
FSM	1/1 (100.00%)	1/1 (100.00%)	0/1 (0.00%)	1/1 (100.00%)	0/1 (0.00%)
Non-FSM	20/21 (95.24%)	18/21 (85.71%)	6/21 (28.57%)	16/21 (76.19%)	3/21 (14.29%)
PPG	1/1 (100.00%)	1/1 (100.00%)	0/1 (0.00%)	1/1 (100.00%)	0/1 (0.00%)
Non-PPG	20/21 (95.24%)	18/21 (85.71%)	6/21 (28.57%)	16/21 (76.19%)	3/21 (14.29%)
Non-SEN	21/22 (95.45%)	19/22 (86.36%)	6/22 (27.27%)	17/22 (77.27%)	3/22 (13.64%)
Non-EAL	21/22 (95.45%)	19/22 (86.36%)	6/22 (27.27%)	17/22 (77.27%)	3/22 (13.64%)
Autumn Born	8/8 (100.00%)	7/8 (87.50%)	0/8 (0.00%)	7/8 (87.50%)	1/8 (12.50%)
Spring Born	8/9 (88.89%)	8/9 (88.89%)	3/9 (33.33%)	6/9 (66.67%)	1/9 (11.11%)
Summer Born	5/5 (100.00%)	4/5 (80.00%)	3/5 (60.00%)	4/5 (80.00%)	1/5 (20.00%)

Mathematics

	KS1 Expected			KS2	
	(2C+)	(2B+)	(L3+)	Expected (EXS)	Greater Depth (MGD)
Cohort	22/22 (100.00%)	19/22 (86.36%)	7/22 (31.82%)	22/22 (100.00%)	0/22 (0.00%)
Boys	7/7 (100.00%)	5/7 (71.43%)	4/7 (57.14%)	7/7 (100.00%)	0/7 (0.00%)
Girls	15/15 (100.00%)	14/15 (93.33%)	3/15 (20.00%)	15/15 (100.00%)	0/15 (0.00%)
FSM	1/1 (100.00%)	1/1 (100.00%)	0/1 (0.00%)	1/1 (100.00%)	0/1 (0.00%)
Non-FSM	21/21 (100.00%)	18/21 (85.71%)	7/21 (33.33%)	21/21 (100.00%)	0/21 (0.00%)
PPG	1/1 (100.00%)	1/1 (100.00%)	0/1 (0.00%)	1/1 (100.00%)	0/1 (0.00%)
Non-PPG	21/21 (100.00%)	18/21 (85.71%)	7/21 (33.33%)	21/21 (100.00%)	0/21 (0.00%)
Non-SEN	22/22 (100.00%)	19/22 (86.36%)	7/22 (31.82%)	22/22 (100.00%)	0/22 (0.00%)
Non-EAL	22/22 (100.00%)	19/22 (86.36%)	7/22 (31.82%)	22/22 (100.00%)	0/22 (0.00%)
Autumn Born	8/8 (100.00%)	7/8 (87.50%)	1/8 (12.50%)	8/8 (100.00%)	0/8 (0.00%)
Spring Born	9/9 (100.00%)	8/9 (88.89%)	3/9 (33.33%)	9/9 (100.00%)	0/9 (0.00%)
Summer Born	5/5 (100.00%)	4/5 (80.00%)	3/5 (60.00%)	5/5 (100.00%)	0/5 (0.00%)

Missing pupils? - Please check the 'KS2 Test Outcome Codes' and the 'KS1 Results' sections of the 'KS2 Pupil Outcome Printout'. These will identify pupils who are disappled from this report.

KS2 Test and TA Quadrant Analysis

Reading



At National Standard - TA
Below National Standard - Test
 0/23(0.0%)

At National Standard - TA
At National Standard - Test



23/23 (100.0%)
 Molly Ashton (EXS/AS)
 Megan Bunn (EXS/AS)
 Jenson Daubrah-Scott (EXS/AS)
 Frances Didders (EXS/AS)
 Mya Edwards (EXS/AS)
 James Egerton (EXS/AS)
 Amelie Higgott (EXS/AS)
 Liberty Kennedy (EXS/AS)
 Serena Lee (EXS/AS)
 Alexander Munn (EXS/AS)
 Charlie Rains (EXS/AS)
 Phoebe Rusby (EXS/AS)
 Florrie Ryan (EXS/AS)
 Jessica Scott (EXS/AS)
 Demi-Leigh Simpson (EXS/AS)
 Connie Storer (EXS/AS)
 Flo Sudborough (EXS/AS)
 Lucy Taylor (EXS/AS)
 Charlotte Thompson (EXS/AS)
 Sonny Towle (EXS/AS)
 Alex Turnbull (EXS/AS)
 Emily Wade (EXS/AS)
 Matthew Ward (EXS/AS)



Below National Standard - TA
Below National Standard - Test
 0/23(0.0%)

Below National Standard - TA
At National Standard - Test
 0/23(0.0%)



Mathematics



At National Standard - TA
Below National Standard - Test
 0/23(0.0%)

At National Standard - TA
At National Standard - Test



23/23 (100.0%)
 Molly Ashton (EXS/AS)
 Megan Bunn (EXS/AS)
 Jenson Daubrah-Scott (EXS/AS)
 Frances Didders (EXS/AS)
 Mya Edwards (EXS/AS)
 James Egerton (EXS/AS)
 Amelie Higgott (EXS/AS)
 Liberty Kennedy (EXS/AS)
 Serena Lee (EXS/AS)
 Alexander Munn (EXS/AS)
 Charlie Rains (EXS/AS)
 Phoebe Rusby (EXS/AS)
 Florrie Ryan (EXS/AS)
 Jessica Scott (EXS/AS)
 Demi-Leigh Simpson (EXS/AS)
 Connie Storer (EXS/AS)
 Flo Sudborough (EXS/AS)
 Lucy Taylor (EXS/AS)
 Charlotte Thompson (EXS/AS)
 Sonny Towle (EXS/AS)
 Alex Turnbull (EXS/AS)
 Emily Wade (EXS/AS)
 Matthew Ward (EXS/AS)



Below National Standard - TA
Below National Standard - Test
 0/23(0.0%)

Below National Standard - TA
At National Standard - Test
 0/23(0.0%)



Missing pupils? - Please check the 'KS2 Test Outcome Codes' and the 'KS2 Teacher Assessments Codes' sections of the 'KS2 Pupil Outcome Printout'. These will identify pupils who are disapplied from this report.

KS1 to KS2 TA Transition Matrix

		Reading KS2 TA			
		Below	At	Greater Depth	Other
KS1					
No KS1 Data			Amelie Higgott (EXS)	N/A	
	-		100% (1/1)	N/A	-
L1 and Below			James Egerton (EXS)	N/A	
	-		100% (1/1)	N/A	-
2C			Connie Storer (EXS)	N/A	
	-		100% (1/1)	N/A	-
2B			Charlie Rains (EXS) Molly Ashton (EXS) Sonny Towle (EXS)	N/A	
	-		100% (3/3)	N/A	-
2A			Jessica Scott (EXS) Emily Wade (EXS) Demi-Leigh Simpson (EXS) Liberty Kennedy (EXS) Flo Sudborough (EXS) Florrie Ryan (EXS) Megan Bunn (EXS)	N/A	
	-		100% (7/7)	N/A	-
L3 and Above			Alex Turnbull (EXS) Mya Edwards (EXS) Alexander Munn (EXS) Matthew Ward (EXS) Frances Didders (EXS) Serena Lee (EXS) Phoebe Rusby (EXS) Charlotte Thompson (EXS) Jenson Daubrah-Scott (EXS) Lucy Taylor (EXS)	N/A	
	-		100% (10/10)	N/A	-

		Writing KS2 TA			
		Below	At	Greater Depth	Other
KS1					
No KS1 Data				Amelie Higgott (GDS)	
	-		-	100% (1/1)	-
L1 and Below	James Egerton (WTS)				
	100% (1/1)		-	-	-
2C			Sonny Towle (EXS) Connie Storer (EXS)		
	-		100% (2/2)	-	-
2B	Jessica Scott (WTS)		Charlie Rains (EXS) Molly Ashton (EXS) Florrie Ryan (EXS)		
	25% (1/4)		75% (3/4)	-	-
2A			Mya Edwards (EXS) Matthew Ward (EXS) Serena Lee (EXS) Emily Wade (EXS) Phoebe Rusby (EXS) Demi-Leigh Simpson (EXS) Liberty Kennedy (EXS) Charlotte Thompson (EXS)	Alex Turnbull (GDS)	
	-		89% (8/9)	11% (1/9)	-
L3 and Above			Frances Didders (EXS) Flo Sudborough (EXS) Jenson Daubrah-Scott (EXS) Megan Bunn (EXS)	Alexander Munn (GDS) Lucy Taylor (GDS)	
	-		67% (4/6)	33% (2/6)	-

KS1 to KS2 TA Transition Matrix

		Mathematics KS2 TA			
		Below	At	Greater Depth	Other
KS1					
No KS1 Data			Amelie Higgott (EXS)	N/A	
		-	100% (1/1)	N/A	-
L1 and Below				N/A	
		-	-	N/A	-
2C			James Egerton (EXS) Sonny Towle (EXS) Connie Storer (EXS)	N/A	
		-	100% (3/3)	N/A	-
2B				N/A	
		-	-	N/A	-
2A			Charlie Rains (EXS) Molly Ashton (EXS) Mya Edwards (EXS) Jessica Scott (EXS) Serena Lee (EXS) Emily Wade (EXS) Phoebe Rusby (EXS) Demi-Leigh Simpson (EXS) Liberty Kennedy (EXS) Florrie Ryan (EXS) Charlotte Thompson (EXS) Megan Bunn (EXS)	N/A	
		-	100% (12/12)	N/A	-
L3 and Above			Alex Turnbull (EXS) Alexander Munn (EXS) Matthew Ward (EXS) Frances Dodders (EXS) Flo Sudborough (EXS) Jenson Daubrah-Scott (EXS) Lucy Taylor (EXS)	N/A	
		-	100% (7/7)	N/A	-

		Science KS2 TA			
		Below	At	Greater Depth	Other
KS1					
No KS1 Data				N/A	
		-	-	N/A	-
L1 and Below				N/A	
		-	-	N/A	-
2C				N/A	
		-	-	N/A	-
2B				N/A	
		-	-	N/A	-
2A				N/A	
		-	-	N/A	-
L3 and Above				N/A	
		-	-	N/A	-

Missing pupils? - Please check the 'KS2 Teacher Assessments Codes' section of the 'KS2 Pupil Outcome Printout'. This will identify pupils who are disapplied from this report.

KS1 to KS2 Test Transition Matrix

		Reading KS2 Test		
KS1		Below	At	Other
No KS1 Data			Amelie Higgott (AS)	
		-	100% (1/1)	-
L1 and Below			James Egerton (AS)	
		-	100% (1/1)	-
2C			Connie Storer (AS)	
		-	100% (1/1)	-
2B			Charlie Rains (AS) Molly Ashton (AS) Sonny Towle (AS)	
		-	100% (3/3)	-
2A			Jessica Scott (AS) Emily Wade (AS) Demi-Leigh Simpson (AS) Liberty Kennedy (AS) Flo Sudborough (AS) Florrie Ryan (AS) Megan Bunn (AS)	
		-	100% (7/7)	-
L3 and Above			Alex Turnbull (AS) Mya Edwards (AS) Alexander Munn (AS) Matthew Ward (AS) Frances Didders (AS) Serena Lee (AS) Phoebe Rusby (AS) Charlotte Thompson (AS) Jenson Daubrah-Scott (AS) Lucy Taylor (AS)	
		-	100% (10/10)	-

		Mathematics KS2 Test		
KS1		Below	At	Other
No KS1 Data			Amelie Higgott (AS)	
		-	100% (1/1)	-
L1 and Below				
		-	-	-
2C			James Egerton (AS) Sonny Towle (AS) Connie Storer (AS)	
		-	100% (3/3)	-
2B				
		-	-	-
2A			Charlie Rains (AS) Molly Ashton (AS) Mya Edwards (AS) Jessica Scott (AS) Serena Lee (AS) Emily Wade (AS) Phoebe Rusby (AS) Demi-Leigh Simpson (AS) Liberty Kennedy (AS) Florrie Ryan (AS) Charlotte Thompson (AS) Megan Bunn (AS)	
		-	100% (12/12)	-
L3 and Above			Alex Turnbull (AS) Alexander Munn (AS) Matthew Ward (AS) Frances Didders (AS) Flo Sudborough (AS) Jenson Daubrah-Scott (AS) Lucy Taylor (AS)	
		-	100% (7/7)	-

KS1 to KS2 Test Transition Matrix

KS1	GPVS KS2 Test		
	Below	At	Other
No KS1 Data		Charlie Rains (AS) Alex Turnbull (AS) Molly Ashton (AS) Mya Edwards (AS) Alexander Munn (AS) Matthew Ward (AS) Frances Dodders (AS) James Egerton (AS) Jessica Scott (AS) Serena Lee (AS) Emily Wade (AS) Phoebe Rusby (AS) Demi-Leigh Simpson (AS) Liberty Kennedy (AS) Flo Sudborough (AS) Florrie Ryan (AS) Charlotte Thompson (AS) Sonny Towle (AS) Jenson Daubrah-Scott (AS) Lucy Taylor (AS) Megan Bunn (AS) Amelie Higgott (AS) Connie Storer (AS)	
	-	100% (23/23)	-
L1 and Below			
	-	-	-
2C			
	-	-	-
2B			
	-	-	-
2A			
	-	-	-
L3 and Above			
	-	-	-

Missing pupils? - Please check the 'KS2 Teacher Assessments Codes' section of the 'KS2 Pupil Outcome Printout'. This will identify pupils who are disapplied from this report.

KS2 TA - Contextual Groups Attainment Summary

Reading

	Below	At	Greater Depth	At & Greater Depth Combined
Cohort	0/23 (0.00%)	23/23 (100.00%)	N/A	N/A
Boys	0/7 (0.00%)	7/7 (100.00%)	N/A	N/A
Girls	0/16 (0.00%)	16/16 (100.00%)	N/A	N/A
PPG	0/1 (0.00%)	1/1 (100.00%)	N/A	N/A
Non-PPG	0/22 (0.00%)	22/22 (100.00%)	N/A	N/A
Non-SEN	0/23 (0.00%)	23/23 (100.00%)	N/A	N/A
Non-EAL	0/23 (0.00%)	23/23 (100.00%)	N/A	N/A
FSM	0/1 (0.00%)	1/1 (100.00%)	N/A	N/A
Non-FSM	0/22 (0.00%)	22/22 (100.00%)	N/A	N/A
Autumn Born	0/8 (0.00%)	8/8 (100.00%)	N/A	N/A
Spring Born	0/9 (0.00%)	9/9 (100.00%)	N/A	N/A
Summer Born	0/6 (0.00%)	6/6 (100.00%)	N/A	N/A

Writing

	Below	At	Greater Depth	At & Greater Depth Combined
Cohort	2/23 (8.70%)	17/23 (73.91%)	4/23 (17.39%)	21/23 (91.30%)
Boys	1/7 (14.29%)	4/7 (57.14%)	2/7 (28.57%)	6/7 (85.71%)
Girls	1/16 (6.25%)	13/16 (81.25%)	2/16 (12.50%)	15/16 (93.75%)
PPG	0/1 (0.00%)	1/1 (100.00%)	0/1 (0.00%)	1/1 (100.00%)
Non-PPG	2/22 (9.09%)	16/22 (72.73%)	4/22 (18.18%)	20/22 (90.91%)
Non-SEN	2/23 (8.70%)	17/23 (73.91%)	4/23 (17.39%)	21/23 (91.30%)
Non-EAL	2/23 (8.70%)	17/23 (73.91%)	4/23 (17.39%)	21/23 (91.30%)
FSM	0/1 (0.00%)	1/1 (100.00%)	0/1 (0.00%)	1/1 (100.00%)
Non-FSM	2/22 (9.09%)	16/22 (72.73%)	4/22 (18.18%)	20/22 (90.91%)
Autumn Born	0/8 (0.00%)	7/8 (87.50%)	1/8 (12.50%)	8/8 (100.00%)
Spring Born	2/9 (22.22%)	6/9 (66.67%)	1/9 (11.11%)	7/9 (77.78%)
Summer Born	0/6 (0.00%)	4/6 (66.67%)	2/6 (33.33%)	6/6 (100.00%)

KS2 TA - Contextual Groups Attainment Summary

Mathematics

	Below	At	Greater Depth	At & Greater Depth Combined
Cohort	0/23 (0.00%)	23/23 (100.00%)	N/A	N/A
Boys	0/7 (0.00%)	7/7 (100.00%)	N/A	N/A
Girls	0/16 (0.00%)	16/16 (100.00%)	N/A	N/A
PPG	0/1 (0.00%)	1/1 (100.00%)	N/A	N/A
Non-PPG	0/22 (0.00%)	22/22 (100.00%)	N/A	N/A
Non-SEN	0/23 (0.00%)	23/23 (100.00%)	N/A	N/A
Non-EAL	0/23 (0.00%)	23/23 (100.00%)	N/A	N/A
FSM	0/1 (0.00%)	1/1 (100.00%)	N/A	N/A
Non-FSM	0/22 (0.00%)	22/22 (100.00%)	N/A	N/A
Autumn Born	0/8 (0.00%)	8/8 (100.00%)	N/A	N/A
Spring Born	0/9 (0.00%)	9/9 (100.00%)	N/A	N/A
Summer Born	0/6 (0.00%)	6/6 (100.00%)	N/A	N/A

Science

	Below	At	Greater Depth	At & Greater Depth Combined
Cohort	-	-	N/A	N/A
Boys	-	-	N/A	N/A
Girls	-	-	N/A	N/A
PPG	-	-	N/A	N/A
Non-PPG	-	-	N/A	N/A
Non-SEN	-	-	N/A	N/A
Non-EAL	-	-	N/A	N/A
FSM	-	-	N/A	N/A
Non-FSM	-	-	N/A	N/A
Autumn Born	-	-	N/A	N/A
Spring Born	-	-	N/A	N/A
Summer Born	-	-	N/A	N/A

Missing pupils? - Please check the 'KS2 Teacher Assessments Codes' section of the 'KS2 Pupil Outcome Printout'. This will identify pupils who are disapplied from this report.

KS2 Test - Contextual Groups Attainment Summary

Reading	Below	At
Cohort	0/23 (0.00%)	23/23 (100.00%)
Boys	0/7 (0.00%)	7/7 (100.00%)
Girls	0/16 (0.00%)	16/16 (100.00%)
PPG	0/1 (0.00%)	1/1 (100.00%)
Non-PPG	0/22 (0.00%)	22/22 (100.00%)
Non-SEN	0/23 (0.00%)	23/23 (100.00%)
Non-EAL	0/23 (0.00%)	23/23 (100.00%)
FSM	0/1 (0.00%)	1/1 (100.00%)
Non-FSM	0/22 (0.00%)	22/22 (100.00%)
Autumn Born	0/8 (0.00%)	8/8 (100.00%)
Spring Born	0/9 (0.00%)	9/9 (100.00%)
Summer Born	0/6 (0.00%)	6/6 (100.00%)

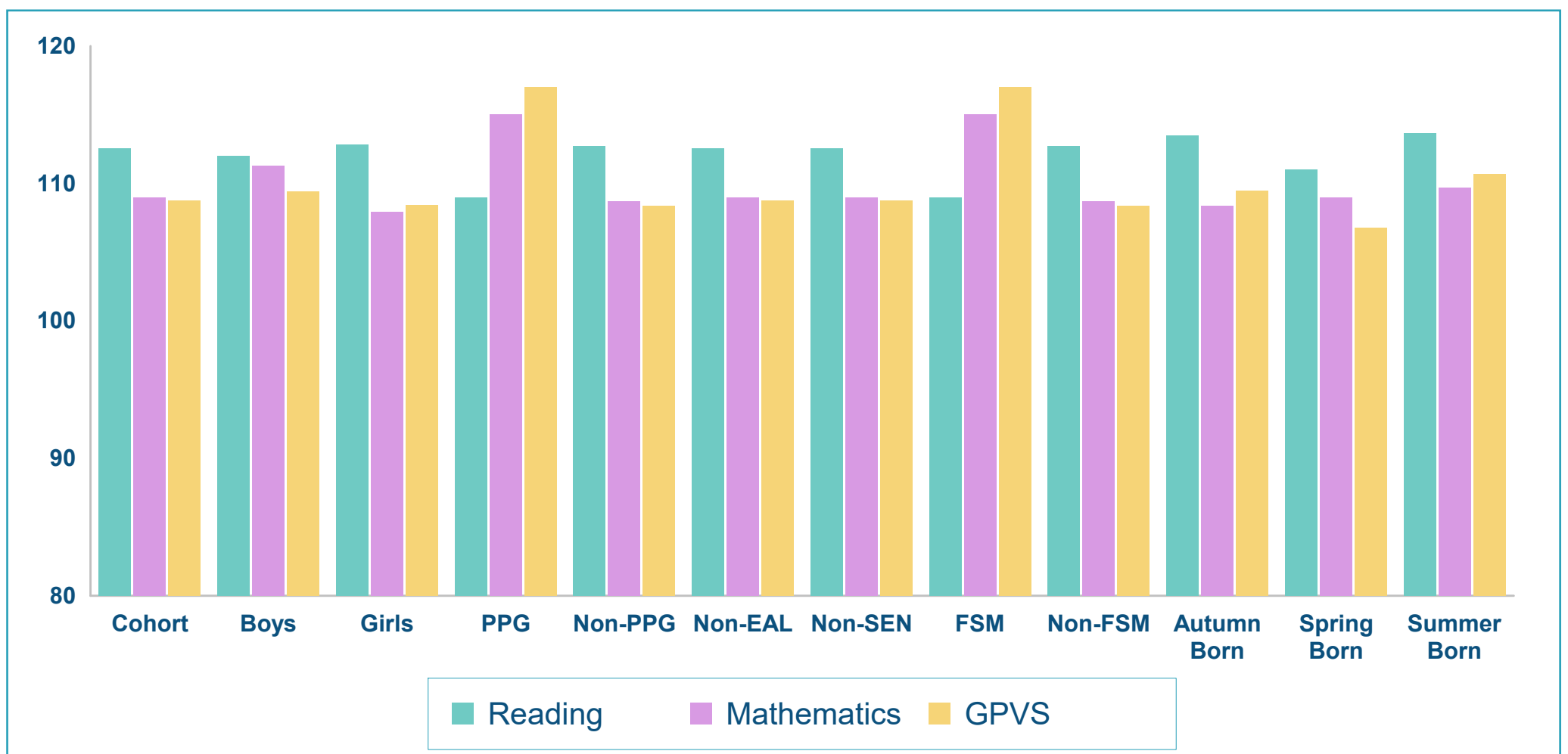
Mathematics	Below	At
Cohort	0/23 (0.00%)	23/23 (100.00%)
Boys	0/7 (0.00%)	7/7 (100.00%)
Girls	0/16 (0.00%)	16/16 (100.00%)
PPG	0/1 (0.00%)	1/1 (100.00%)
Non-PPG	0/22 (0.00%)	22/22 (100.00%)
Non-SEN	0/23 (0.00%)	23/23 (100.00%)
Non-EAL	0/23 (0.00%)	23/23 (100.00%)
FSM	0/1 (0.00%)	1/1 (100.00%)
Non-FSM	0/22 (0.00%)	22/22 (100.00%)
Autumn Born	0/8 (0.00%)	8/8 (100.00%)
Spring Born	0/9 (0.00%)	9/9 (100.00%)
Summer Born	0/6 (0.00%)	6/6 (100.00%)

GPVS	Below	At
Cohort	0/23 (0.00%)	23/23 (100.00%)
Boys	0/7 (0.00%)	7/7 (100.00%)
Girls	0/16 (0.00%)	16/16 (100.00%)
PPG	0/1 (0.00%)	1/1 (100.00%)
Non-PPG	0/22 (0.00%)	22/22 (100.00%)
Non-SEN	0/23 (0.00%)	23/23 (100.00%)
Non-EAL	0/23 (0.00%)	23/23 (100.00%)
FSM	0/1 (0.00%)	1/1 (100.00%)
Non-FSM	0/22 (0.00%)	22/22 (100.00%)
Autumn Born	0/8 (0.00%)	8/8 (100.00%)
Spring Born	0/9 (0.00%)	9/9 (100.00%)
Summer Born	0/6 (0.00%)	6/6 (100.00%)

Missing pupils? - Please check the 'KS2 Teacher Assessments Codes' section of the 'KS2 Pupil Outcome Printout'. This will identify pupils who are disapplied from this report.

KS2 Average Scaled Score Analysis by Context

Group	Reading		Mathematics		GPVS	
	Number of Pupils	Average Scaled Score	Number of Pupils	Average Scaled Score	Number of Pupils	Average Scaled Score
Cohort	23	112.57	23	108.96	23	108.74
Boys	7	112.00	7	111.29	7	109.43
Girls	16	112.81	16	107.94	16	108.44
Pupil Premium	1	109.00	1	115.00	1	117.00
Non Pupil Premium	22	112.73	22	108.68	22	108.36
Non-EAL	23	112.57	23	108.96	23	108.74
Non-SEN	23	112.57	23	108.96	23	108.74
FSM	1	109.00	1	115.00	1	117.00
Non-FSM	22	112.73	22	108.68	22	108.36
Autumn Born	8	113.50	8	108.38	8	109.50
Spring Born	9	111.00	9	109.00	9	106.78
Summer Born	6	113.67	6	109.67	6	110.67



Missing pupils? - Please check the 'Calculated Scores' section of the 'KS2 Pupil Outcome Printout'. This will identify pupils who are disapplied from this report.

KS2 Scaled Score Mapping Grid

	80 to 89	90 to 99	100 to 109	110 to 114	115 to 120	<100	100+	110+
Reading			Charlie Rains (109) Matthew Ward (105) Frances Dodders (108) James Egerton (106) Jessica Scott (109) Liberty Kennedy (106) Sonny Towle (107) Megan Bunn (107)	Serena Lee (113) Emily Wade (110) Phoebe Rusby (113) Demi-Leigh Simpson (113) Flo Sudborough (113) Charlotte Thompson (114) Connie Storer (112)	Alex Turnbull (120) Molly Ashton (119) Mya Edwards (116) Alexander Munn (120) Florrie Ryan (117) Jenson Daubrah-Scott (117) Lucy Taylor (118) Amelie Higgott (117)		Charlie Rains (109) Alex Turnbull (120) Molly Ashton (119) Mya Edwards (116) Alexander Munn (120) Matthew Ward (105) Frances Dodders (108) James Egerton (106) Jessica Scott (109) Serena Lee (113) Emily Wade (110) Phoebe Rusby (113) Demi-Leigh Simpson (113) Liberty Kennedy (106) Flo Sudborough (113) Florrie Ryan (117) Jenson Daubrah-Scott (117) Lucy Taylor (118) Megan Bunn (107) Amelie Higgott (117) Connie Storer (112)	Alex Turnbull (120) Molly Ashton (119) Mya Edwards (116) Alexander Munn (120) Serena Lee (113) Emily Wade (110) Phoebe Rusby (113) Demi-Leigh Simpson (113) Flo Sudborough (113) Florrie Ryan (117) Jenson Daubrah-Scott (117) Lucy Taylor (118) Amelie Higgott (117) Connie Storer (112)
	0/23 (0.00%)	0/23 (0.00%)	8/23 (34.78%)	7/23 (30.43%)	8/23 (34.78%)	0/23 (0.00%)	23/23 (100.00%)	15/23 (65.22%)
Mathematics			Molly Ashton (107) James Egerton (109) Jessica Scott (105) Serena Lee (106) Emily Wade (107) Phoebe Rusby (104) Demi-Leigh Simpson (106) Liberty Kennedy (102) Florrie Ryan (104) Sonny Towle (101) Megan Bunn (109) Connie Storer (102)	Mya Edwards (114) Matthew Ward (111) Frances Dodders (110) Flo Sudborough (113) Charlotte Thompson (111) Jenson Daubrah-Scott (111) Lucy Taylor (111)	Charlie Rains (115) Alex Turnbull (116) Alexander Munn (116) Amelie Higgott (116)		Charlie Rains (115) Alex Turnbull (116) Molly Ashton (107) Mya Edwards (114) Alexander Munn (116) Matthew Ward (111) Frances Dodders (110) James Egerton (109) Jessica Scott (105) Serena Lee (106) Emily Wade (107) Phoebe Rusby (104) Demi-Leigh Simpson (106) Liberty Kennedy (102) Flo Sudborough (113) Florrie Ryan (104) Charlotte Thompson (111) Sonny Towle (101) Jenson Daubrah-Scott (111) Lucy Taylor (111) Megan Bunn (109) Amelie Higgott (116) Connie Storer (102)	Charlie Rains (115) Alex Turnbull (116) Mya Edwards (114) Alexander Munn (116) Matthew Ward (111) Frances Dodders (110) Flo Sudborough (113) Charlotte Thompson (111) Jenson Daubrah-Scott (111) Lucy Taylor (111) Amelie Higgott (116)
	0/23 (0.00%)	0/23 (0.00%)	12/23 (52.17%)	7/23 (30.43%)	4/23 (17.39%)	0/23 (0.00%)	23/23 (100.00%)	11/23 (47.83%)

KS2 Scaled Score Mapping Grid

	80 to 89	90 to 99	100 to 109	110 to 114	115 to 120	<100	100+	110+
GPVS		Jessica Scott (96)	Molly Ashton (105) Mya Edwards (108) Matthew Ward (109) Frances Dodders (108) James Egerton (100) Demi-Leigh Simpson (106) Liberty Kennedy (106) Florrie Ryan (105) Charlotte Thompson (109) Sonny Towle (108) Jenson Daubrah-Scott (108) Connie Storer (108)	Alex Turnbull (110) Alexander Munn (114) Serena Lee (111) Emily Wade (110) Phoebe Rusby (110) Flo Sudborough (111) Megan Bunn (110) Amelie Higgott (113)	Charlie Rains (117) Lucy Taylor (119)	Jessica Scott (96)	Charlie Rains (117) Alex Turnbull (110) Molly Ashton (105) Mya Edwards (108) Alexander Munn (114) Matthew Ward (109) Frances Dodders (108) James Egerton (100) Serena Lee (111) Emily Wade (110) Phoebe Rusby (110) Demi-Leigh Simpson (106) Liberty Kennedy (106) Flo Sudborough (111) Florrie Ryan (105) Charlotte Thompson (109) Sonny Towle (108) Jenson Daubrah-Scott (108) Lucy Taylor (119) Megan Bunn (110) Amelie Higgott (113) Connie Storer (108)	Charlie Rains (117) Alex Turnbull (110) Alexander Munn (114) Serena Lee (111) Emily Wade (110) Phoebe Rusby (110) Flo Sudborough (111) Lucy Taylor (119) Megan Bunn (110) Amelie Higgott (113)
	0/23 (0.00%)	1/23 (4.35%)	12/23 (52.17%)	8/23 (34.78%)	2/23 (8.70%)	1/23 (4.35%)	22/23 (95.65%)	10/23 (43.48%)

Missing pupils? - Please check the 'Calculated Scores' section of the 'KS2 Pupil Outcome Printout'. These will identify pupils who are disapplied from this report.

KS2 Scaled Score Mapping Grid By Ability Group

Reading

	80 to 89	90 to 99	100 to 109	110 to 114	115 to 120	<100	100+	110+
NoData					Amelie Higgott (117)		Amelie Higgott (117)	Amelie Higgott (117)
	0/1 (0.00%)	0/1 (0.00%)	0/1 (0.00%)	0/1 (0.00%)	1/1 (100.00%)	0/1 (0.00%)	1/1 (100.00%)	1/1 (100.00%)
L1			James Egerton (106)				James Egerton (106)	
	0/1 (0.00%)	0/1 (0.00%)	1/1 (100.00%)	0/1 (0.00%)	0/1 (0.00%)	0/1 (0.00%)	1/1 (100.00%)	0/1 (0.00%)
2C				Connie Storer (112)			Connie Storer (112)	Connie Storer (112)
	0/1 (0.00%)	0/1 (0.00%)	0/1 (0.00%)	1/1 (100.00%)	0/1 (0.00%)	0/1 (0.00%)	1/1 (100.00%)	1/1 (100.00%)
2B			Charlie Rains (109) Sonny Towle (107)		Molly Ashton (119)		Charlie Rains (109) Molly Ashton (119) Sonny Towle (107)	Molly Ashton (119)
	0/3 (0.00%)	0/3 (0.00%)	2/3 (66.67%)	0/3 (0.00%)	1/3 (33.33%)	0/3 (0.00%)	3/3 (100.00%)	1/3 (33.33%)
2A			Jessica Scott (109) Liberty Kennedy (106) Megan Bunn (107)	Emily Wade (110) Demi-Leigh Simpson (113) Flo Sudborough (113)	Florrie Ryan (117)		Jessica Scott (109) Emily Wade (110) Demi-Leigh Simpson (113) Liberty Kennedy (106) Flo Sudborough (113) Florrie Ryan (117) Megan Bunn (107)	Emily Wade (110) Demi-Leigh Simpson (113) Flo Sudborough (113) Florrie Ryan (117)
	0/7 (0.00%)	0/7 (0.00%)	3/7 (42.86%)	3/7 (42.86%)	1/7 (14.29%)	0/7 (0.00%)	7/7 (100.00%)	4/7 (57.14%)
L3			Matthew Ward (105) Frances Didders (108)	Serena Lee (113) Phoebe Rusby (113) Charlotte Thompson (114)	Alex Turnbull (120) Mya Edwards (116) Alexander Munn (120) Jenson Daubrah-Scott (117) Lucy Taylor (118)		Alex Turnbull (120) Mya Edwards (116) Alexander Munn (120) Matthew Ward (105) Frances Didders (108) Serena Lee (113) Phoebe Rusby (113) Charlotte Thompson (114) Jenson Daubrah-Scott (117) Lucy Taylor (118)	Alex Turnbull (120) Mya Edwards (116) Alexander Munn (120) Serena Lee (113) Phoebe Rusby (113) Charlotte Thompson (114) Jenson Daubrah-Scott (117) Lucy Taylor (118)
	0/10 (0.00%)	0/10 (0.00%)	2/10 (20.00%)	3/10 (30.00%)	5/10 (50.00%)	0/10 (0.00%)	10/10 (100.00%)	8/10 (80.00%)

KS2 Scaled Score Mapping Grid By Ability Group

Mathematics

	80 to 89	90 to 99	100 to 109	110 to 114	115 to 120	<100	100+	110+
NoData					Amelie Higgott (116)		Amelie Higgott (116)	Amelie Higgott (116)
	0/1 (0.00%)	0/1 (0.00%)	0/1 (0.00%)	0/1 (0.00%)	1/1 (100.00%)	0/1 (0.00%)	1/1 (100.00%)	1/1 (100.00%)
2C			James Egerton (109) Sonny Towle (101) Connie Storer (102)				James Egerton (109) Sonny Towle (101) Connie Storer (102)	
	0/3 (0.00%)	0/3 (0.00%)	3/3 (100.00%)	0/3 (0.00%)	0/3 (0.00%)	0/3 (0.00%)	3/3 (100.00%)	0/3 (0.00%)
2A			Molly Ashton (107) Jessica Scott (105) Serena Lee (106) Emily Wade (107) Phoebe Rusby (104) Demi-Leigh Simpson (106) Liberty Kennedy (102) Florrie Ryan (104) Megan Bunn (109)	Mya Edwards (114) Charlotte Thompson (111)	Charlie Rains (115)		Charlie Rains (115) Molly Ashton (107) Mya Edwards (114) Jessica Scott (105) Serena Lee (106) Emily Wade (107) Phoebe Rusby (104) Demi-Leigh Simpson (106) Liberty Kennedy (102) Florrie Ryan (104) Charlotte Thompson (111) Megan Bunn (109)	Charlie Rains (115) Mya Edwards (114) Charlotte Thompson (111)
	0/12 (0.00%)	0/12 (0.00%)	9/12 (75.00%)	2/12 (16.67%)	1/12 (8.33%)	0/12 (0.00%)	12/12 (100.00%)	3/12 (25.00%)
L3				Matthew Ward (111) Frances Dodders (110) Flo Sudborough (113) Jenson Daubrah-Scott (111) Lucy Taylor (111)	Alex Turnbull (116) Alexander Munn (116)		Alex Turnbull (116) Alexander Munn (116) Matthew Ward (111) Frances Dodders (110) Flo Sudborough (113) Jenson Daubrah-Scott (111) Lucy Taylor (111)	Alex Turnbull (116) Alexander Munn (116) Matthew Ward (111) Frances Dodders (110) Flo Sudborough (113) Jenson Daubrah-Scott (111) Lucy Taylor (111)
	0/7 (0.00%)	0/7 (0.00%)	0/7 (0.00%)	5/7 (71.43%)	2/7 (28.57%)	0/7 (0.00%)	7/7 (100.00%)	7/7 (100.00%)

GPVS

	80 to 89	90 to 99	100 to 109	110 to 114	115 to 120	<100	100+	110+
NoData		Jessica Scott (96)	Molly Ashton (105) Mya Edwards (108) Matthew Ward (109) Frances Dodders (108) James Egerton (100) Demi-Leigh Simpson (106) Liberty Kennedy (106) Florrie Ryan (105) Charlotte Thompson (109) Sonny Towle (108) Jenson Daubrah-Scott (108) Connie Storer (108)	Alex Turnbull (110) Alexander Munn (114) Serena Lee (111) Emily Wade (110) Phoebe Rusby (110) Flo Sudborough (111) Megan Bunn (110) Amelie Higgott (113)	Charlie Rains (117) Lucy Taylor (119)	Jessica Scott (96)	Charlie Rains (117) Alex Turnbull (110) Molly Ashton (105) Mya Edwards (108) Alexander Munn (114) Matthew Ward (109) Frances Dodders (108) James Egerton (100) Serena Lee (111) Emily Wade (110) Phoebe Rusby (110) Demi-Leigh Simpson (106) Liberty Kennedy (106) Flo Sudborough (111) Florrie Ryan (105) Charlotte Thompson (109) Sonny Towle (108) Jenson Daubrah-Scott (108) Lucy Taylor (119) Megan Bunn (110) Amelie Higgott (113) Connie Storer (108)	Charlie Rains (117) Alex Turnbull (110) Alexander Munn (114) Serena Lee (111) Emily Wade (110) Phoebe Rusby (110) Flo Sudborough (111) Lucy Taylor (119) Megan Bunn (110) Amelie Higgott (113)
	0/23 (0.00%)	1/23 (4.35%)	12/23 (52.17%)	8/23 (34.78%)	2/23 (8.70%)	1/23 (4.35%)	22/23 (95.65%)	10/23 (43.48%)

Missing pupils? - Please check the 'KS1 Results' and the 'Calculated Scores' sections of the 'KS2 Pupil Outcome Printout'. These will identify pupils who are disapplied from this report.

KS2 Scaled Score Mapping Grid by Context Group

Reading

	80 to 89	90 to 99	100 to 109	110 to 114	115 to 120	<100	100+	110+
Cohort			Charlie Rains (109) Matthew Ward (105) Frances Dodders (108) James Egerton (106) Jessica Scott (109) Liberty Kennedy (106) Sonny Towle (107) Megan Bunn (107)	Serena Lee (113) Emily Wade (110) Phoebe Rusby (113) Demi-Leigh Simpson (113) Flo Sudborough (113) Charlotte Thompson (114) Connie Storer (112)			Charlie Rains (109) Alex Turnbull (120) Molly Ashton (119) Mya Edwards (116) Alexander Munn (120) Serena Lee (113) Matthew Ward (105) Frances Dodders (108) James Egerton (106) Jessica Scott (109) Serena Lee (113) Emily Wade (110) Phoebe Rusby (113) Demi-Leigh Simpson (113) Liberty Kennedy (106) Flo Sudborough (113) Florrie Ryan (117) Charlotte Thompson (114) Sonny Towle (107) Jenson Daubrah-Scott (117) Lucy Taylor (118) Megan Bunn (107) Amelie Higgott (117) Connie Storer (112)	Alex Turnbull (120) Molly Ashton (119) Mya Edwards (116) Alexander Munn (120) Serena Lee (113) Emily Wade (110) Phoebe Rusby (113) Demi-Leigh Simpson (113) Flo Sudborough (113) Florrie Ryan (117) Charlotte Thompson (114) Jenson Daubrah-Scott (117) Lucy Taylor (118) Amelie Higgott (117) Connie Storer (112)
	0/23 (0.00%)	0/23 (0.00%)	8/23 (34.78%)	7/23 (30.43%)	0/23 (0.00%)	0/23 (0.00%)	23/23 (100.00%)	15/23 (65.22%)
Boys			Charlie Rains (109) Matthew Ward (105) James Egerton (106) Sonny Towle (107)				Charlie Rains (109) Alex Turnbull (120) Alexander Munn (120) Matthew Ward (105) James Egerton (106) Sonny Towle (107) Jenson Daubrah-Scott (117)	Alex Turnbull (120) Alexander Munn (120) Jenson Daubrah-Scott (117)
	0/7 (0.00%)	0/7 (0.00%)	4/7 (57.14%)	0/7 (0.00%)	0/7 (0.00%)	0/7 (0.00%)	7/7 (100.00%)	3/7 (42.86%)
Girls			Frances Dodders (108) Jessica Scott (109) Liberty Kennedy (106) Megan Bunn (107)	Serena Lee (113) Emily Wade (110) Phoebe Rusby (113) Demi-Leigh Simpson (113) Flo Sudborough (113) Charlotte Thompson (114) Connie Storer (112)			Molly Ashton (119) Mya Edwards (116) Frances Dodders (108) Jessica Scott (109) Serena Lee (113) Emily Wade (110) Phoebe Rusby (113) Demi-Leigh Simpson (113) Liberty Kennedy (106) Flo Sudborough (113) Florrie Ryan (117) Charlotte Thompson (114) Lucy Taylor (118) Megan Bunn (107) Amelie Higgott (117) Connie Storer (112)	Molly Ashton (119) Mya Edwards (116) Serena Lee (113) Emily Wade (110) Phoebe Rusby (113) Demi-Leigh Simpson (113) Flo Sudborough (113) Florrie Ryan (117) Charlotte Thompson (114) Lucy Taylor (118) Amelie Higgott (117) Connie Storer (112)
	0/16 (0.00%)	0/16 (0.00%)	4/16 (25.00%)	7/16 (43.75%)	0/16 (0.00%)	0/16 (0.00%)	16/16 (100.00%)	12/16 (75.00%)
FSM			Charlie Rains (109)				Charlie Rains (109)	
	0/1 (0.00%)	0/1 (0.00%)	1/1 (100.00%)	0/1 (0.00%)	0/1 (0.00%)	0/1 (0.00%)	1/1 (100.00%)	0/1 (0.00%)

KS2 Scaled Score Mapping Grid by Context Group

Reading

	80 to 89	90 to 99	100 to 109	110 to 114	115 to 120	<100	100+	110+
Non-FSM			Matthew Ward (105) Frances Dodders (108) James Egerton (106) Jessica Scott (109) Liberty Kennedy (106) Sonny Towle (107) Megan Bunn (107)	Serena Lee (113) Emily Wade (110) Phoebe Rusby (113) Demi-Leigh Simpson (113) Flo Sudborough (113) Charlotte Thompson (114) Connie Storer (112)			Alex Turnbull (120) Molly Ashton (119) Mya Edwards (116) Alexander Munn (120) Matthew Ward (105) Frances Dodders (108) James Egerton (106) Jessica Scott (109) Serena Lee (113) Emily Wade (110) Phoebe Rusby (113) Demi-Leigh Simpson (113) Liberty Kennedy (106) Flo Sudborough (113) Florrie Ryan (117) Charlotte Thompson (114) Sonny Towle (107) Jenson Daubrah-Scott (117) Lucy Taylor (118) Megan Bunn (107) Amelie Higgott (117) Connie Storer (112)	Alex Turnbull (120) Molly Ashton (119) Mya Edwards (116) Alexander Munn (120) Serena Lee (113) Emily Wade (110) Phoebe Rusby (113) Demi-Leigh Simpson (113) Flo Sudborough (113) Florrie Ryan (117) Charlotte Thompson (114) Jenson Daubrah-Scott (117) Lucy Taylor (118) Amelie Higgott (117) Connie Storer (112)
	0/22 (0.00%)	0/22 (0.00%)	7/22 (31.82%)	7/22 (31.82%)	0/22 (0.00%)	0/22 (0.00%)	22/22 (100.00%)	15/22 (68.18%)
PPG			Charlie Rains (109)				Charlie Rains (109)	
	0/1 (0.00%)	0/1 (0.00%)	1/1 (100.00%)	0/1 (0.00%)	0/1 (0.00%)	0/1 (0.00%)	1/1 (100.00%)	0/1 (0.00%)
Non-PPG			Matthew Ward (105) Frances Dodders (108) James Egerton (106) Jessica Scott (109) Liberty Kennedy (106) Sonny Towle (107) Megan Bunn (107)	Serena Lee (113) Emily Wade (110) Phoebe Rusby (113) Demi-Leigh Simpson (113) Flo Sudborough (113) Charlotte Thompson (114) Connie Storer (112)			Alex Turnbull (120) Molly Ashton (119) Mya Edwards (116) Alexander Munn (120) Matthew Ward (105) Frances Dodders (108) James Egerton (106) Jessica Scott (109) Serena Lee (113) Emily Wade (110) Phoebe Rusby (113) Demi-Leigh Simpson (113) Liberty Kennedy (106) Flo Sudborough (113) Florrie Ryan (117) Charlotte Thompson (114) Sonny Towle (107) Jenson Daubrah-Scott (117) Lucy Taylor (118) Megan Bunn (107) Amelie Higgott (117) Connie Storer (112)	Alex Turnbull (120) Molly Ashton (119) Mya Edwards (116) Alexander Munn (120) Serena Lee (113) Emily Wade (110) Phoebe Rusby (113) Demi-Leigh Simpson (113) Flo Sudborough (113) Florrie Ryan (117) Charlotte Thompson (114) Jenson Daubrah-Scott (117) Lucy Taylor (118) Amelie Higgott (117) Connie Storer (112)
	0/22 (0.00%)	0/22 (0.00%)	7/22 (31.82%)	7/22 (31.82%)	0/22 (0.00%)	0/22 (0.00%)	22/22 (100.00%)	15/22 (68.18%)

KS2 Scaled Score Mapping Grid by Context Group

Reading

	80 to 89	90 to 99	100 to 109	110 to 114	115 to 120	<100	100+	110+
Non-SEN			Charlie Rains (109) Matthew Ward (105) Frances Dodders (108) James Egerton (106) Jessica Scott (109) Liberty Kennedy (106) Sonny Towle (107) Megan Bunn (107)	Serena Lee (113) Emily Wade (110) Phoebe Rusby (113) Demi-Leigh Simpson (113) Flo Sudborough (113) Charlotte Thompson (114) Connie Storer (112)			Charlie Rains (109) Alex Turnbull (120) Molly Ashton (119) Mya Edwards (116) Alexander Munn (120) Serena Lee (113) Emily Wade (110) Phoebe Rusby (113) Demi-Leigh Simpson (113) Flo Sudborough (113) Florrie Ryan (117) Charlotte Thompson (114) Jenson Daubrah-Scott (117) Lucy Taylor (118) Amelie Higgott (117) Connie Storer (112)	Alex Turnbull (120) Molly Ashton (119) Mya Edwards (116) Alexander Munn (120) Serena Lee (113) Emily Wade (110) Phoebe Rusby (113) Demi-Leigh Simpson (113) Flo Sudborough (113) Florrie Ryan (117) Charlotte Thompson (114) Jenson Daubrah-Scott (117) Lucy Taylor (118) Amelie Higgott (117) Connie Storer (112)
	0/23 (0.00%)	0/23 (0.00%)	8/23 (34.78%)	7/23 (30.43%)	0/23 (0.00%)	0/23 (0.00%)	23/23 (100.00%)	15/23 (65.22%)
Non-EAL			Charlie Rains (109) Matthew Ward (105) Frances Dodders (108) James Egerton (106) Jessica Scott (109) Liberty Kennedy (106) Sonny Towle (107) Megan Bunn (107)	Serena Lee (113) Emily Wade (110) Phoebe Rusby (113) Demi-Leigh Simpson (113) Flo Sudborough (113) Charlotte Thompson (114) Connie Storer (112)			Charlie Rains (109) Alex Turnbull (120) Molly Ashton (119) Mya Edwards (116) Alexander Munn (120) Matthew Ward (105) Frances Dodders (108) James Egerton (106) Jessica Scott (109) Serena Lee (113) Emily Wade (110) Phoebe Rusby (113) Demi-Leigh Simpson (113) Liberty Kennedy (106) Flo Sudborough (113) Florrie Ryan (117) Charlotte Thompson (114) Sonny Towle (107) Jenson Daubrah-Scott (117) Lucy Taylor (118) Megan Bunn (107) Amelie Higgott (117) Connie Storer (112)	Alex Turnbull (120) Molly Ashton (119) Mya Edwards (116) Alexander Munn (120) Serena Lee (113) Emily Wade (110) Phoebe Rusby (113) Demi-Leigh Simpson (113) Flo Sudborough (113) Florrie Ryan (117) Charlotte Thompson (114) Jenson Daubrah-Scott (117) Lucy Taylor (118) Amelie Higgott (117) Connie Storer (112)
	0/23 (0.00%)	0/23 (0.00%)	8/23 (34.78%)	7/23 (30.43%)	0/23 (0.00%)	0/23 (0.00%)	23/23 (100.00%)	15/23 (65.22%)
Autumn Born			Charlie Rains (109)	Serena Lee (113) Emily Wade (110) Demi-Leigh Simpson (113) Charlotte Thompson (114) Connie Storer (112)			Charlie Rains (109) Alex Turnbull (120) Serena Lee (113) Emily Wade (110) Demi-Leigh Simpson (113) Florrie Ryan (117) Charlotte Thompson (114) Connie Storer (112)	Alex Turnbull (120) Serena Lee (113) Emily Wade (110) Demi-Leigh Simpson (113) Florrie Ryan (117) Charlotte Thompson (114) Connie Storer (112)
	0/8 (0.00%)	0/8 (0.00%)	1/8 (12.50%)	5/8 (62.50%)	0/8 (0.00%)	0/8 (0.00%)	8/8 (100.00%)	7/8 (87.50%)

KS2 Scaled Score Mapping Grid by Context Group

Reading

	80 to 89	90 to 99	100 to 109	110 to 114	115 to 120	<100	100+	110+
Spring Born			Matthew Ward (105) James Egerton (106) Jessica Scott (109) Liberty Kennedy (106) Megan Bunn (107)	Phoebe Rusby (113)			Mya Edwards (116) Alexander Munn (120) Matthew Ward (105) James Egerton (106) Jessica Scott (109) Phoebe Rusby (113) Liberty Kennedy (106) Jenson Daubrah-Scott (117) Megan Bunn (107)	Mya Edwards (116) Alexander Munn (120) Phoebe Rusby (113) Jenson Daubrah-Scott (117)
	0/9 (0.00%)	0/9 (0.00%)	5/9 (55.56%)	1/9 (11.11%)	0/9 (0.00%)	0/9 (0.00%)	9/9 (100.00%)	4/9 (44.44%)
Summer Born			Frances Dodders (108) Sonny Towle (107)	Flo Sudborough (113)			Molly Ashton (119) Frances Dodders (108) Flo Sudborough (113) Sonny Towle (107) Lucy Taylor (118) Amelie Higgott (117)	Molly Ashton (119) Flo Sudborough (113) Lucy Taylor (118) Amelie Higgott (117)
	0/6 (0.00%)	0/6 (0.00%)	2/6 (33.33%)	1/6 (16.67%)	0/6 (0.00%)	0/6 (0.00%)	6/6 (100.00%)	4/6 (66.67%)

KS2 Scaled Score Mapping Grid by Context Group

Mathematics

	80 to 89	90 to 99	100 to 109	110 to 114	115 to 120	<100	100+	110+
Cohort			Molly Ashton (107) James Egerton (109) Jessica Scott (105) Serena Lee (106) Emily Wade (107) Phoebe Rusby (104) Demi-Leigh Simpson (106) Liberty Kennedy (102) Florrie Ryan (104) Sonny Towle (101) Megan Bunn (109) Connie Storer (102)	Mya Edwards (114) Matthew Ward (111) Frances Dodders (110) Flo Sudborough (113) Charlotte Thompson (111) Jenson Daubrah-Scott (111) Lucy Taylor (111)			Charlie Rains (115) Alex Turnbull (116) Molly Ashton (107) Mya Edwards (114) Alexander Munn (116) Matthew Ward (111) Frances Dodders (110) James Egerton (109) Jessica Scott (105) Serena Lee (106) Emily Wade (107) Phoebe Rusby (104) Demi-Leigh Simpson (106) Liberty Kennedy (102) Flo Sudborough (113) Florrie Ryan (104) Charlotte Thompson (111) Sonny Towle (101) Jenson Daubrah-Scott (111) Lucy Taylor (111) Megan Bunn (109) Amelie Higgott (116) Connie Storer (102)	Charlie Rains (115) Alex Turnbull (116) Mya Edwards (114) Alexander Munn (116) Matthew Ward (111) Frances Dodders (110) Flo Sudborough (113) Charlotte Thompson (111) Jenson Daubrah-Scott (111) Lucy Taylor (111) Amelie Higgott (116)
	0/23 (0.00%)	0/23 (0.00%)	12/23 (52.17%)	7/23 (30.43%)	0/23 (0.00%)	0/23 (0.00%)	23/23 (100.00%)	11/23 (47.83%)
Boys			James Egerton (109) Sonny Towle (101)	Matthew Ward (111) Jenson Daubrah-Scott (111)			Charlie Rains (115) Alex Turnbull (116) Alexander Munn (116) Matthew Ward (111) James Egerton (109) Sonny Towle (101) Jenson Daubrah-Scott (111)	Charlie Rains (115) Alex Turnbull (116) Alexander Munn (116) Matthew Ward (111) Jenson Daubrah-Scott (111)
	0/7 (0.00%)	0/7 (0.00%)	2/7 (28.57%)	2/7 (28.57%)	0/7 (0.00%)	0/7 (0.00%)	7/7 (100.00%)	5/7 (71.43%)
Girls			Molly Ashton (107) Jessica Scott (105) Serena Lee (106) Emily Wade (107) Phoebe Rusby (104) Demi-Leigh Simpson (106) Liberty Kennedy (102) Florrie Ryan (104) Megan Bunn (109) Connie Storer (102)	Mya Edwards (114) Frances Dodders (110) Flo Sudborough (113) Charlotte Thompson (111) Lucy Taylor (111)			Molly Ashton (107) Mya Edwards (114) Frances Dodders (110) Jessica Scott (105) Serena Lee (106) Emily Wade (107) Phoebe Rusby (104) Demi-Leigh Simpson (106) Liberty Kennedy (102) Flo Sudborough (113) Florrie Ryan (104) Charlotte Thompson (111) Lucy Taylor (111) Megan Bunn (109) Amelie Higgott (116) Connie Storer (102)	Mya Edwards (114) Frances Dodders (110) Flo Sudborough (113) Charlotte Thompson (111) Lucy Taylor (111) Amelie Higgott (116)
	0/16 (0.00%)	0/16 (0.00%)	10/16 (62.50%)	5/16 (31.25%)	0/16 (0.00%)	0/16 (0.00%)	16/16 (100.00%)	6/16 (37.50%)
FSM							Charlie Rains (115)	Charlie Rains (115)
	0/1 (0.00%)	0/1 (0.00%)	0/1 (0.00%)	0/1 (0.00%)	0/1 (0.00%)	0/1 (0.00%)	1/1 (100.00%)	1/1 (100.00%)

KS2 Scaled Score Mapping Grid by Context Group

Mathematics

	80 to 89	90 to 99	100 to 109	110 to 114	115 to 120	<100	100+	110+
Non-FSM			Molly Ashton (107) James Egerton (109) Jessica Scott (105) Serena Lee (106) Emily Wade (107) Phoebe Rusby (104) Demi-Leigh Simpson (106) Liberty Kennedy (102) Florrie Ryan (104) Sonny Towle (101) Megan Bunn (109) Connie Storer (102)	Mya Edwards (114) Matthew Ward (111) Frances Dodders (110) Flo Sudborough (113) Charlotte Thompson (111) Jenson Daubrah-Scott (111) Lucy Taylor (111)			Alex Turnbull (116) Molly Ashton (107) Mya Edwards (114) Alexander Munn (116) Matthew Ward (111) Frances Dodders (110) Flo Sudborough (113) James Egerton (109) Jessica Scott (105) Serena Lee (106) Emily Wade (107) Phoebe Rusby (104) Demi-Leigh Simpson (106) Liberty Kennedy (102) Flo Sudborough (113) Florrie Ryan (104) Charlotte Thompson (111) Sonny Towle (101) Jenson Daubrah-Scott (111) Lucy Taylor (111) Megan Bunn (109) Amelie Higgott (116) Connie Storer (102)	Alex Turnbull (116) Mya Edwards (114) Alexander Munn (116) Matthew Ward (111) Frances Dodders (110) Flo Sudborough (113) Charlotte Thompson (111) Jenson Daubrah-Scott (111) Lucy Taylor (111) Amelie Higgott (116)
		0/22 (0.00%)	0/22 (0.00%)	12/22 (54.55%)	7/22 (31.82%)	0/22 (0.00%)	0/22 (0.00%)	22/22 (100.00%)
PPG							Charlie Rains (115)	Charlie Rains (115)
		0/1 (0.00%)	0/1 (0.00%)	0/1 (0.00%)	0/1 (0.00%)	0/1 (0.00%)	1/1 (100.00%)	1/1 (100.00%)
Non-PPG			Molly Ashton (107) James Egerton (109) Jessica Scott (105) Serena Lee (106) Emily Wade (107) Phoebe Rusby (104) Demi-Leigh Simpson (106) Liberty Kennedy (102) Florrie Ryan (104) Sonny Towle (101) Megan Bunn (109) Connie Storer (102)	Mya Edwards (114) Matthew Ward (111) Frances Dodders (110) Flo Sudborough (113) Charlotte Thompson (111) Jenson Daubrah-Scott (111) Lucy Taylor (111)			Alex Turnbull (116) Molly Ashton (107) Mya Edwards (114) Alexander Munn (116) Matthew Ward (111) Frances Dodders (110) James Egerton (109) Jessica Scott (105) Serena Lee (106) Emily Wade (107) Phoebe Rusby (104) Demi-Leigh Simpson (106) Liberty Kennedy (102) Flo Sudborough (113) Florrie Ryan (104) Charlotte Thompson (111) Sonny Towle (101) Jenson Daubrah-Scott (111) Lucy Taylor (111) Megan Bunn (109) Amelie Higgott (116) Connie Storer (102)	Alex Turnbull (116) Mya Edwards (114) Alexander Munn (116) Matthew Ward (111) Frances Dodders (110) Flo Sudborough (113) Charlotte Thompson (111) Jenson Daubrah-Scott (111) Lucy Taylor (111) Amelie Higgott (116)
		0/22 (0.00%)	0/22 (0.00%)	12/22 (54.55%)	7/22 (31.82%)	0/22 (0.00%)	0/22 (0.00%)	22/22 (100.00%)

KS2 Scaled Score Mapping Grid by Context Group

Mathematics

	80 to 89	90 to 99	100 to 109	110 to 114	115 to 120	<100	100+	110+
Non-SEN			Molly Ashton (107) James Egerton (109) Jessica Scott (105) Serena Lee (106) Emily Wade (107) Phoebe Rusby (104) Demi-Leigh Simpson (106) Liberty Kennedy (102) Florrie Ryan (104) Sonny Towle (101) Megan Bunn (109) Connie Storer (102)	Mya Edwards (114) Matthew Ward (111) Frances Dodders (110) Flo Sudborough (113) Charlotte Thompson (111) Jenson Daubrah-Scott (111) Lucy Taylor (111)			Charlie Rains (115) Alex Turnbull (116) Molly Ashton (107) Mya Edwards (114) Alexander Munn (116) Matthew Ward (111) Frances Dodders (110) James Egerton (109) Jessica Scott (105) Serena Lee (106) Emily Wade (107) Phoebe Rusby (104) Demi-Leigh Simpson (106) Liberty Kennedy (102) Flo Sudborough (113) Florrie Ryan (104) Charlotte Thompson (111) Sonny Towle (101) Jenson Daubrah-Scott (111) Lucy Taylor (111) Megan Bunn (109) Amelie Higgott (116) Connie Storer (102)	Charlie Rains (115) Alex Turnbull (116) Mya Edwards (114) Alexander Munn (116) Matthew Ward (111) Frances Dodders (110) Flo Sudborough (113) Charlotte Thompson (111) Jenson Daubrah-Scott (111) Lucy Taylor (111) Amelie Higgott (116)
	0/23 (0.00%)	0/23 (0.00%)	12/23 (52.17%)	7/23 (30.43%)	0/23 (0.00%)	0/23 (0.00%)	23/23 (100.00%)	11/23 (47.83%)
Non-EAL			Molly Ashton (107) James Egerton (109) Jessica Scott (105) Serena Lee (106) Emily Wade (107) Phoebe Rusby (104) Demi-Leigh Simpson (106) Liberty Kennedy (102) Florrie Ryan (104) Sonny Towle (101) Megan Bunn (109) Connie Storer (102)	Mya Edwards (114) Matthew Ward (111) Frances Dodders (110) Flo Sudborough (113) Charlotte Thompson (111) Jenson Daubrah-Scott (111) Lucy Taylor (111)			Charlie Rains (115) Alex Turnbull (116) Molly Ashton (107) Mya Edwards (114) Alexander Munn (116) Matthew Ward (111) Frances Dodders (110) James Egerton (109) Jessica Scott (105) Serena Lee (106) Emily Wade (107) Phoebe Rusby (104) Demi-Leigh Simpson (106) Liberty Kennedy (102) Flo Sudborough (113) Florrie Ryan (104) Charlotte Thompson (111) Sonny Towle (101) Jenson Daubrah-Scott (111) Lucy Taylor (111) Megan Bunn (109) Amelie Higgott (116) Connie Storer (102)	Charlie Rains (115) Alex Turnbull (116) Mya Edwards (114) Alexander Munn (116) Matthew Ward (111) Frances Dodders (110) Flo Sudborough (113) Charlotte Thompson (111) Jenson Daubrah-Scott (111) Lucy Taylor (111) Amelie Higgott (116)
	0/23 (0.00%)	0/23 (0.00%)	12/23 (52.17%)	7/23 (30.43%)	0/23 (0.00%)	0/23 (0.00%)	23/23 (100.00%)	11/23 (47.83%)
Autumn Born			Serena Lee (106) Emily Wade (107) Demi-Leigh Simpson (106) Florrie Ryan (104) Connie Storer (102)	Charlotte Thompson (111)			Charlie Rains (115) Alex Turnbull (116) Serena Lee (106) Emily Wade (107) Demi-Leigh Simpson (106) Florrie Ryan (104) Charlotte Thompson (111) Connie Storer (102)	Charlie Rains (115) Alex Turnbull (116) Charlotte Thompson (111)
	0/8 (0.00%)	0/8 (0.00%)	5/8 (62.50%)	1/8 (12.50%)	0/8 (0.00%)	0/8 (0.00%)	8/8 (100.00%)	3/8 (37.50%)

KS2 Scaled Score Mapping Grid by Context Group

Mathematics

	80 to 89	90 to 99	100 to 109	110 to 114	115 to 120	<100	100+	110+
Spring Born			James Egerton (109) Jessica Scott (105) Phoebe Rusby (104) Liberty Kennedy (102) Megan Bunn (109)	Mya Edwards (114) Matthew Ward (111) Jenson Daubrah-Scott (111)			Mya Edwards (114) Alexander Munn (116) Matthew Ward (111) James Egerton (109) Jessica Scott (105) Phoebe Rusby (104) Liberty Kennedy (102) Jenson Daubrah-Scott (111) Megan Bunn (109)	Mya Edwards (114) Alexander Munn (116) Matthew Ward (111) Jenson Daubrah-Scott (111)
	0/9 (0.00%)	0/9 (0.00%)	5/9 (55.56%)	3/9 (33.33%)	0/9 (0.00%)	0/9 (0.00%)	9/9 (100.00%)	4/9 (44.44%)
Summer Born			Molly Ashton (107) Sonny Towle (101)	Frances Dodders (110) Flo Sudborough (113) Lucy Taylor (111)			Molly Ashton (107) Frances Dodders (110) Flo Sudborough (113) Sonny Towle (101) Lucy Taylor (111) Amelie Higgott (116)	Frances Dodders (110) Flo Sudborough (113) Lucy Taylor (111) Amelie Higgott (116)
	0/6 (0.00%)	0/6 (0.00%)	2/6 (33.33%)	3/6 (50.00%)	0/6 (0.00%)	0/6 (0.00%)	6/6 (100.00%)	4/6 (66.67%)

KS2 Scaled Score Mapping Grid by Context Group

GPVS

	80 to 89	90 to 99	100 to 109	110 to 114	115 to 120	<100	100+	110+	
Cohort		Jessica Scott (96)	Molly Ashton (105) Mya Edwards (108) Matthew Ward (109) Frances Dodders (108) James Egerton (100) Demi-Leigh Simpson (106) Liberty Kennedy (106) Florrie Ryan (105) Charlotte Thompson (109) Sonny Towle (108) Jenson Daubrah-Scott (108) Connie Storer (108)	Alex Turnbull (110) Alexander Munn (114) Serena Lee (111) Emily Wade (110) Phoebe Rusby (110) Flo Sudborough (111) Megan Bunn (110) Amelie Higgott (113)			Jessica Scott (96)	Charlie Rains (117) Alex Turnbull (110) Molly Ashton (105) Mya Edwards (108) Alexander Munn (114) Matthew Ward (109) Frances Dodders (108) James Egerton (100) Serena Lee (111) Emily Wade (110) Phoebe Rusby (110) Demi-Leigh Simpson (106) Liberty Kennedy (106) Flo Sudborough (111) Florrie Ryan (105) Charlotte Thompson (109) Sonny Towle (108) Jenson Daubrah-Scott (108) Lucy Taylor (119) Megan Bunn (110) Amelie Higgott (113) Connie Storer (108)	Charlie Rains (117) Alex Turnbull (110) Alexander Munn (114) Serena Lee (111) Emily Wade (110) Phoebe Rusby (110) Flo Sudborough (111) Lucy Taylor (119) Megan Bunn (110) Amelie Higgott (113)
	0/23 (0.00%)	1/23 (4.35%)	12/23 (52.17%)	8/23 (34.78%)	0/23 (0.00%)	1/23 (4.35%)	22/23 (95.65%)	10/23 (43.48%)	
Boys			Matthew Ward (109) James Egerton (100) Sonny Towle (108) Jenson Daubrah-Scott (108)	Alex Turnbull (110) Alexander Munn (114)			Charlie Rains (117) Alex Turnbull (110) Alexander Munn (114) Matthew Ward (109) James Egerton (100) Sonny Towle (108) Jenson Daubrah-Scott (108)	Charlie Rains (117) Alex Turnbull (110) Alexander Munn (114)	
	0/7 (0.00%)	0/7 (0.00%)	4/7 (57.14%)	2/7 (28.57%)	0/7 (0.00%)	0/7 (0.00%)	7/7 (100.00%)	3/7 (42.86%)	
Girls		Jessica Scott (96)	Molly Ashton (105) Mya Edwards (108) Frances Dodders (108) Demi-Leigh Simpson (106) Liberty Kennedy (106) Florrie Ryan (105) Charlotte Thompson (109) Connie Storer (108)	Serena Lee (111) Emily Wade (110) Phoebe Rusby (110) Flo Sudborough (111) Megan Bunn (110) Amelie Higgott (113)		Jessica Scott (96)	Molly Ashton (105) Mya Edwards (108) Frances Dodders (108) Serena Lee (111) Emily Wade (110) Phoebe Rusby (110) Demi-Leigh Simpson (106) Liberty Kennedy (106) Flo Sudborough (111) Florrie Ryan (105) Charlotte Thompson (109) Lucy Taylor (119) Megan Bunn (110) Amelie Higgott (113) Connie Storer (108)	Serena Lee (111) Emily Wade (110) Phoebe Rusby (110) Flo Sudborough (111) Lucy Taylor (119) Megan Bunn (110) Amelie Higgott (113)	
	0/16 (0.00%)	1/16 (6.25%)	8/16 (50.00%)	6/16 (37.50%)	0/16 (0.00%)	1/16 (6.25%)	15/16 (93.75%)	7/16 (43.75%)	
FSM							Charlie Rains (117)	Charlie Rains (117)	
	0/1 (0.00%)	0/1 (0.00%)	0/1 (0.00%)	0/1 (0.00%)	0/1 (0.00%)	0/1 (0.00%)	1/1 (100.00%)	1/1 (100.00%)	

KS2 Scaled Score Mapping Grid by Context Group

GPVS

	80 to 89	90 to 99	100 to 109	110 to 114	115 to 120	<100	100+	110+	
Non-FSM		Jessica Scott (96)	Molly Ashton (105) Mya Edwards (108) Matthew Ward (109) Frances Dodders (108) James Egerton (100) Demi-Leigh Simpson (106) Liberty Kennedy (106) Florrie Ryan (105) Charlotte Thompson (109) Sonny Towle (108) Jenson Daubrah-Scott (108) Connie Storer (108)	Alex Turnbull (110) Alexander Munn (114) Serena Lee (111) Emily Wade (110) Phoebe Rusby (110) Flo Sudborough (111) Megan Bunn (110) Amelie Higgott (113)			Jessica Scott (96)	Alex Turnbull (110) Molly Ashton (105) Mya Edwards (108) Alexander Munn (114) Matthew Ward (109) Frances Dodders (108) James Egerton (100) Serena Lee (111) Emily Wade (110) Phoebe Rusby (110) Demi-Leigh Simpson (106) Liberty Kennedy (106) Flo Sudborough (111) Florrie Ryan (105) Charlotte Thompson (109) Sonny Towle (108) Jenson Daubrah-Scott (108) Lucy Taylor (119) Megan Bunn (110) Amelie Higgott (113) Connie Storer (108)	Alex Turnbull (110) Alexander Munn (114) Serena Lee (111) Emily Wade (110) Phoebe Rusby (110) Flo Sudborough (111) Lucy Taylor (119) Megan Bunn (110) Amelie Higgott (113)
		0/22 (0.00%)	1/22 (4.55%)	12/22 (54.55%)	8/22 (36.36%)	0/22 (0.00%)	1/22 (4.55%)	21/22 (95.45%)	9/22 (40.91%)
PPG							Charlie Rains (117)	Charlie Rains (117)	
		0/1 (0.00%)	0/1 (0.00%)	0/1 (0.00%)	0/1 (0.00%)	0/1 (0.00%)	1/1 (100.00%)	1/1 (100.00%)	
Non-PPG		Jessica Scott (96)	Molly Ashton (105) Mya Edwards (108) Matthew Ward (109) Frances Dodders (108) James Egerton (100) Demi-Leigh Simpson (106) Liberty Kennedy (106) Florrie Ryan (105) Charlotte Thompson (109) Sonny Towle (108) Jenson Daubrah-Scott (108) Connie Storer (108)	Alex Turnbull (110) Alexander Munn (114) Serena Lee (111) Emily Wade (110) Phoebe Rusby (110) Flo Sudborough (111) Megan Bunn (110) Amelie Higgott (113)			Jessica Scott (96)	Alex Turnbull (110) Molly Ashton (105) Mya Edwards (108) Alexander Munn (114) Matthew Ward (109) Frances Dodders (108) James Egerton (100) Serena Lee (111) Emily Wade (110) Phoebe Rusby (110) Demi-Leigh Simpson (106) Liberty Kennedy (106) Flo Sudborough (111) Florrie Ryan (105) Charlotte Thompson (109) Sonny Towle (108) Jenson Daubrah-Scott (108) Lucy Taylor (119) Megan Bunn (110) Amelie Higgott (113) Connie Storer (108)	Alex Turnbull (110) Alexander Munn (114) Serena Lee (111) Emily Wade (110) Phoebe Rusby (110) Flo Sudborough (111) Lucy Taylor (119) Megan Bunn (110) Amelie Higgott (113)
		0/22 (0.00%)	1/22 (4.55%)	12/22 (54.55%)	8/22 (36.36%)	0/22 (0.00%)	1/22 (4.55%)	21/22 (95.45%)	9/22 (40.91%)

KS2 Scaled Score Mapping Grid by Context Group

GPVS

	80 to 89	90 to 99	100 to 109	110 to 114	115 to 120	<100	100+	110+	
Non-SEN		Jessica Scott (96)	Molly Ashton (105) Mya Edwards (108) Matthew Ward (109) Frances Dodders (108) James Egerton (100) Demi-Leigh Simpson (106) Liberty Kennedy (106) Florrie Ryan (105) Charlotte Thompson (109) Sonny Towle (108) Jenson Daubrah-Scott (108) Connie Storer (108)	Alex Turnbull (110) Alexander Munn (114) Serena Lee (111) Emily Wade (110) Phoebe Rusby (110) Flo Sudborough (111) Megan Bunn (110) Amelie Higgott (113)			Jessica Scott (96)	Charlie Rains (117) Alex Turnbull (110) Molly Ashton (105) Mya Edwards (108) Alexander Munn (114) Matthew Ward (109) Frances Dodders (108) James Egerton (100) Serena Lee (111) Emily Wade (110) Phoebe Rusby (110) Demi-Leigh Simpson (106) Liberty Kennedy (106) Flo Sudborough (111) Florrie Ryan (105) Charlotte Thompson (109) Sonny Towle (108) Jenson Daubrah-Scott (108) Lucy Taylor (119) Megan Bunn (110) Amelie Higgott (113) Connie Storer (108)	Charlie Rains (117) Alex Turnbull (110) Alexander Munn (114) Serena Lee (111) Emily Wade (110) Phoebe Rusby (110) Flo Sudborough (111) Lucy Taylor (119) Megan Bunn (110) Amelie Higgott (113)
		0/23 (0.00%)	1/23 (4.35%)	12/23 (52.17%)	8/23 (34.78%)	0/23 (0.00%)	1/23 (4.35%)	22/23 (95.65%)	10/23 (43.48%)
Non-EAL		Jessica Scott (96)	Molly Ashton (105) Mya Edwards (108) Matthew Ward (109) Frances Dodders (108) James Egerton (100) Demi-Leigh Simpson (106) Liberty Kennedy (106) Florrie Ryan (105) Charlotte Thompson (109) Sonny Towle (108) Jenson Daubrah-Scott (108) Connie Storer (108)	Alex Turnbull (110) Alexander Munn (114) Serena Lee (111) Emily Wade (110) Phoebe Rusby (110) Flo Sudborough (111) Megan Bunn (110) Amelie Higgott (113)			Jessica Scott (96)	Charlie Rains (117) Alex Turnbull (110) Molly Ashton (105) Mya Edwards (108) Alexander Munn (114) Matthew Ward (109) Frances Dodders (108) James Egerton (100) Serena Lee (111) Emily Wade (110) Phoebe Rusby (110) Demi-Leigh Simpson (106) Liberty Kennedy (106) Flo Sudborough (111) Florrie Ryan (105) Charlotte Thompson (109) Sonny Towle (108) Jenson Daubrah-Scott (108) Lucy Taylor (119) Megan Bunn (110) Amelie Higgott (113) Connie Storer (108)	Charlie Rains (117) Alex Turnbull (110) Alexander Munn (114) Serena Lee (111) Emily Wade (110) Phoebe Rusby (110) Flo Sudborough (111) Lucy Taylor (119) Megan Bunn (110) Amelie Higgott (113)
		0/23 (0.00%)	1/23 (4.35%)	12/23 (52.17%)	8/23 (34.78%)	0/23 (0.00%)	1/23 (4.35%)	22/23 (95.65%)	10/23 (43.48%)
Autumn Born			Demi-Leigh Simpson (106) Florrie Ryan (105) Charlotte Thompson (109) Connie Storer (108)	Alex Turnbull (110) Serena Lee (111) Emily Wade (110)			Charlie Rains (117) Alex Turnbull (110) Serena Lee (111) Emily Wade (110) Demi-Leigh Simpson (106) Florrie Ryan (105) Charlotte Thompson (109) Connie Storer (108)	Charlie Rains (117) Alex Turnbull (110) Serena Lee (111) Emily Wade (110)	
		0/8 (0.00%)	0/8 (0.00%)	4/8 (50.00%)	3/8 (37.50%)	0/8 (0.00%)	0/8 (0.00%)	8/8 (100.00%)	4/8 (50.00%)
Spring Born		Jessica Scott (96)	Mya Edwards (108) Matthew Ward (109) James Egerton (100) Liberty Kennedy (106) Jenson Daubrah-Scott (108)	Alexander Munn (114) Phoebe Rusby (110) Megan Bunn (110)			Jessica Scott (96)	Mya Edwards (108) Alexander Munn (114) Matthew Ward (109) James Egerton (100) Phoebe Rusby (110) Liberty Kennedy (106) Jenson Daubrah-Scott (108) Megan Bunn (110)	Alexander Munn (114) Phoebe Rusby (110) Megan Bunn (110)
		0/9 (0.00%)	1/9 (11.11%)	5/9 (55.56%)	3/9 (33.33%)	0/9 (0.00%)	1/9 (11.11%)	8/9 (88.89%)	3/9 (33.33%)

KS2 Scaled Score Mapping Grid by Context Group

GPVS

	80 to 89	90 to 99	100 to 109	110 to 114	115 to 120	<100	100+	110+
Summer Born			Molly Ashton (105) Frances Dodders (108) Sonny Towle (108)	Flo Sudborough (111) Amelie Higgott (113)			Molly Ashton (105) Frances Dodders (108) Flo Sudborough (111) Sonny Towle (108) Lucy Taylor (119) Amelie Higgott (113)	Flo Sudborough (111) Lucy Taylor (119) Amelie Higgott (113)
	0/6 (0.00%)	0/6 (0.00%)	3/6 (50.00%)	2/6 (33.33%)	0/6 (0.00%)	0/6 (0.00%)	6/6 (100.00%)	3/6 (50.00%)

KS2 Pupil Outcome Printout

Pupil Name	KS2 Test Raw Scores						KS2 Test Outcome Codes			KS2 Teacher Assessment Codes				KS1 Results					Calculated Scores		
	Reading	Maths Arithmetic	Maths Reasoning Paper 1	Maths Reasoning Paper 2	Grammar Punctuation and Vocabulary	Spelling	Reading	Maths	Grammar, Punctuation and Spelling	Reading	Writing	Maths	Science	Reading	Writing	Maths	Science	SPAG	Reading Scaled Score	Maths Scaled Score	GPVS Scaled Score
Molly Ashton	43	38	29	25	45	9	AS	AS	AS	EXS	EXS	EXS	*	15	15	17	*	*	119	107	105
Megan Bunn	30	38	31	28	44	17	AS	AS	AS	EXS	EXS	EXS	*	17	19	17	*	*	107	109	110
Jenson Daubrah-Scott	41	40	31	29	39	20	AS	AS	AS	EXS	EXS	EXS	*	21	21	21	21	*	117	111	108
Frances Dodders	31	40	29	29	44	15	AS	AS	AS	EXS	EXS	EXS	*	21	21	21	21	*	108	110	108
Mya Edwards	40	40	34	31	49	9	AS	AS	AS	EXS	EXS	EXS	*	21	17	17	*	*	116	114	108
James Egerton	29	38	29	29	36	9	AS	AS	AS	EXS	WTS	EXS	*	9	9	13	*	*	106	109	100
Amelie Higgott	41	40	33	34	47	17	AS	AS	AS	EXS	GDS	EXS	*	*	*	*	*	*	117	116	113
Liberty Kennedy	29	35	22	14	42	14	AS	AS	AS	EXS	EXS	EXS	*	17	17	17	*	*	106	102	106
Serena Lee	37	36	31	19	45	17	AS	AS	AS	EXS	EXS	EXS	*	21	17	17	*	*	113	106	111
Alexander Munn	48	40	34	33	47	18	AS	AS	AS	EXS	GDS	EXS	*	21	21	21	21	*	120	116	114
Charlie Rains	32	38	33	35	49	18	AS	AS	AS	EXS	EXS	EXS	*	15	15	17	*	*	109	115	117
Phoebe Rusby	37	38	24	18	47	14	AS	AS	AS	EXS	EXS	EXS	*	21	17	17	*	*	113	104	110
Florrie Ryan	41	33	32	16	39	15	AS	AS	AS	EXS	EXS	EXS	*	17	15	17	*	*	117	104	105
Jessica Scott	32	37	29	16	32	4	AS	AS	AS	EXS	WTS	EXS	*	17	15	17	*	*	109	105	96
Demi-Leigh Simpson	37	36	25	26	39	16	AS	AS	AS	EXS	EXS	EXS	*	17	17	17	*	*	113	106	106
Connie Storer	36	31	21	18	42	17	AS	AS	AS	EXS	EXS	EXS	*	13	13	13	*	*	112	102	108
Flo Sudborough	37	40	32	32	45	17	AS	AS	AS	EXS	EXS	EXS	*	17	21	21	21	*	113	113	111
Lucy Taylor	42	39	33	29	48	20	AS	AS	AS	EXS	GDS	EXS	*	21	21	21	21	*	118	111	119
Charlotte Thompson	38	38	29	33	43	17	AS	AS	AS	EXS	EXS	EXS	*	21	17	17	*	*	114	111	109
Sonny Towle	30	29	18	18	42	16	AS	AS	AS	EXS	EXS	EXS	*	15	13	13	*	*	107	101	108
Alex Turnbull	44	40	34	33	44	17	AS	AS	AS	EXS	GDS	EXS	*	21	17	21	21	*	120	116	110
Emily Wade	34	38	29	23	45	16	AS	AS	AS	EXS	EXS	EXS	*	17	17	17	*	*	110	107	110
Matthew Ward	28	39	34	28	43	17	AS	AS	AS	EXS	EXS	EXS	*	21	17	21	21	*	105	111	109

* Please note, data with an asterisk will be excluded from certain reports.

Test Outcomes

1. 100.00% of the cohort achieved the standard in Reading (23/23 pupils).
2. 100.00% of Boys achieved the standard in Reading (7/7 pupils).
3. 100.00% of Girls achieved the standard in Reading (16/16 pupils).
4. Boys performing in line with Girls.

5. 100.00% of the cohort achieved the standard in Mathematics (23/23 pupils).
6. 100.00% of Boys achieved the standard in Mathematics (7/7 pupils).
7. 100.00% of Girls achieved the standard in Mathematics (16/16 pupils).
8. Boys performing in line with Girls.

9. 100.00% of the cohort achieved the standard in GPVS (23/23 pupils).
10. 100.00% of Boys achieved the standard in GPVS (7/7 pupils).
11. 100.00% of Girls achieved the standard in GPVS (16/16 pupils).
12. Boys performing in line with Girls.

13. 100.00% of the cohort achieved the standard in all three subjects (23/23 pupils).
14. 100.00% of Boys achieved the standard in all three subjects (7/7 pupils).
15. 100.00% of Girls achieved the standard in all three subjects (16/16 pupils).
16. Boys performing in line with Girls.

Scaled Scores

1. The average scaled score for the Cohort in Reading is 112.57.
2. The average scaled score for Girls in Reading is 112.81 which is 0.81 above Boys at 112.00.

3. The average scaled score for the Cohort in Mathematics is 108.96.
4. The average scaled score for Boys in Mathematics is 111.29 which is 3.35 above Girls at 107.94.

5. The average scaled score for the Cohort in GPVS is 108.74.
6. The average scaled score for Boys in GPVS is 109.43 which is 0.99 above Girls at 108.44.

7. The average scaled score for the Cohort in all three subjects is 110.09.
8. The average scaled score for Boys in all three subjects is 110.90 which is 1.18 above Girls at 109.73.

Teacher Assessment

1. 100.00% of the cohort achieved the standard in Reading (23/23 pupils).
2. 100.00% of Boys achieved the standard in Reading (7/7 pupils).
3. 100.00% of Girls achieved the standard in Reading (16/16 pupils).
4. Boys performing in line with Girls.

5. 91.30% of the cohort achieved the standard in Writing (21/23 pupils).
6. 85.71% of Boys achieved the standard in Writing (6/7 pupils).
7. 93.75% of Girls achieved the standard in Writing (15/16 pupils).
8. Girls performing above Boys by 8.04%.

9. 100.00% of the cohort achieved the standard in Mathematics (23/23 pupils).
10. 100.00% of Boys achieved the standard in Mathematics (7/7 pupils).
11. 100.00% of Girls achieved the standard in Mathematics (16/16 pupils).
12. Boys performing in line with Girls.

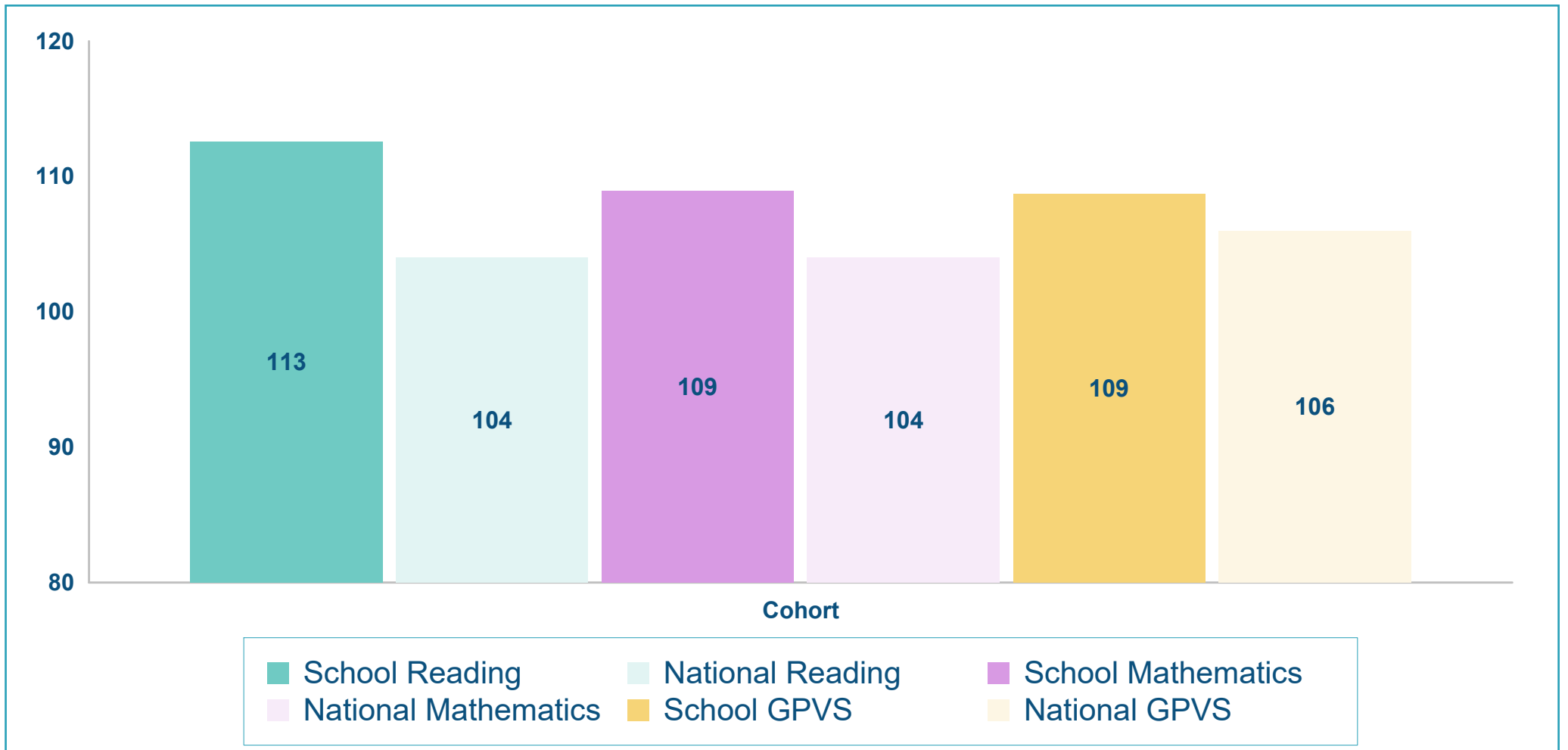
13. 0.00% of the cohort achieved the standard in Science (0/0 pupils).
14. 0.00% of Boys achieved the standard in Science (0/0 pupils).
15. 0.00% of Girls achieved the standard in Science (0/0 pupils).
16. Boys performing in line with Girls.

National

1. 91.30% of the cohort achieved the standard in Reading, Writing and Mathematics which is above National (61.00%) by 30.30% (21/23 pupils).
2. 100.00% of the cohort achieved the standard in Reading which is above National (71.00%) by 29.00% (23/23 pupils).
3. 91.30% of the cohort achieved the standard in Writing which is above National (76.00%) by 15.30% (21/23 pupils).
4. 100.00% of the cohort achieved the standard in Mathematics which is above National (75.00%) by 25.00% (23/23 pupils).
5. 100.00% of the cohort achieved the standard in GPVS which is above National (77.00%) by 23.00% (23/23 pupils).

6. The average scaled score in Reading is 112.57 which is above the National average (104.00) by 8.57.
7. The average scaled score in Mathematics is 108.96 which is above the National average (104.00) by 4.96.
8. The average scaled score in GPVS is 108.74 which is above the National average (106.00) by 2.74.

Average Scaled Score Analysis Against National

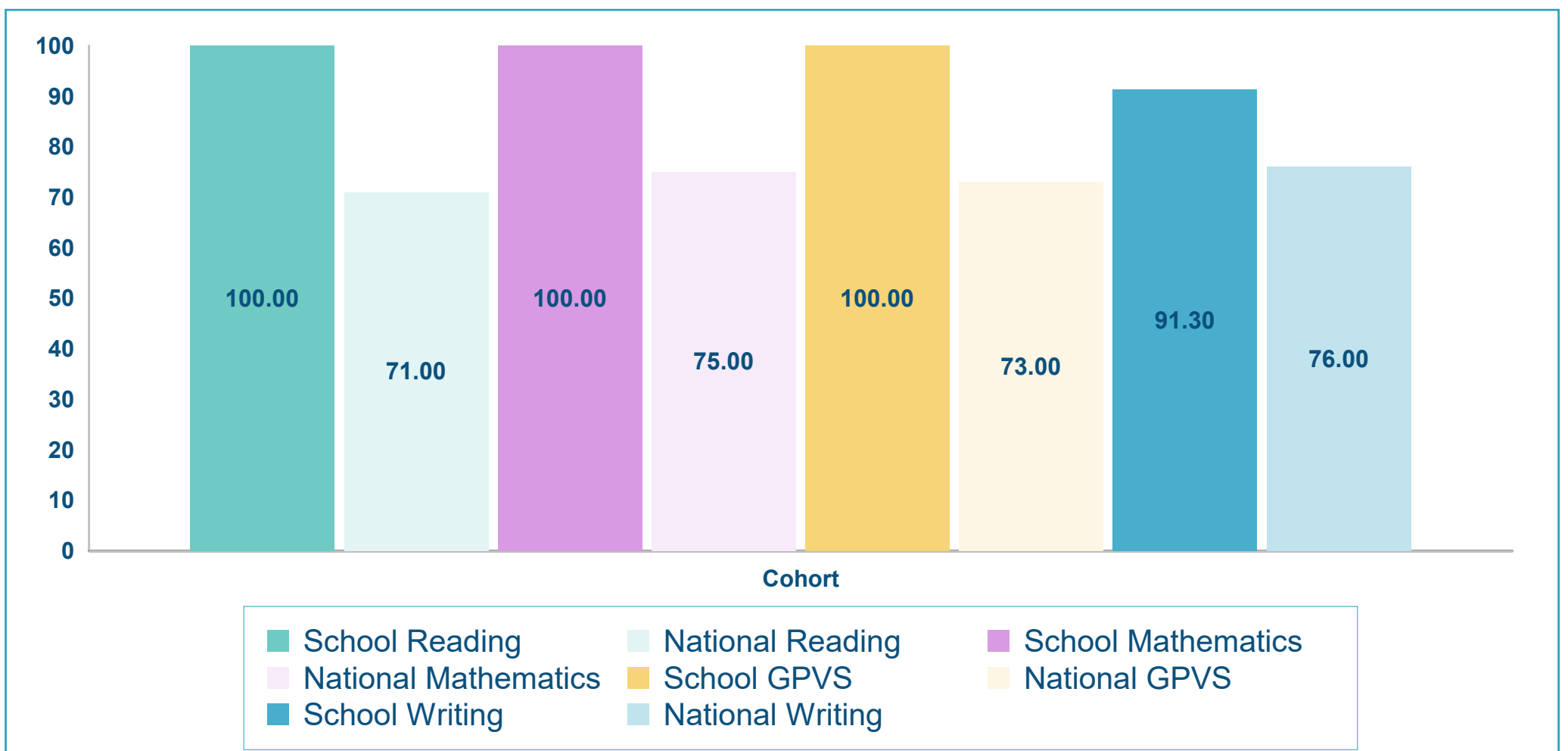


National Notes:

The scaled score range runs from 80 to 120 with 100 as the expected standard.

The average scaled score for the grammar, punctuation and spelling test is slightly higher than for the other subjects.

Percentage of Pupils Achieving Expected Standard Against National



National Notes:

The expected standard in the tests is a scaled score of 100 or above.

Attainment in the tests is highest in mathematics at 75% and lowest in reading at 71%. At 76%, attainment in the writing teacher assessment is higher than in any of the test subjects.

Percentage of Pupils Achieving Expected Standard Against National



Please Note: The national data at the back of the document is based on interim 2017 data as published on 04/07/17. There is no national 'higher attaining' figures at this stage.