

Active Lives Children and Young People Survey

Academic year 2023 to 2024
AUTUMN TERM

**Archbishop Cranmer Church of England
Academy**

Version 1:

Issued March 2024



Levels of activity

At Archbishop Cranmer Church of England Academy, **48%** of pupils do an average of **60+ minutes** a day of moderate to vigorous activity across the week, meeting the Chief Medical Officer's guidelines for levels of physical activity amongst children and young people. National figures from 2022 to 2023 for each measure are shown in brackets.

Less active

Less than an average of **30 minutes a day** across the week

19%

Fairly Active

An average of **30 to 59 minutes a day** across the week

32%

Active

An average of **60+ minutes a day** across the week

48%

National data from 2022 to 2023

(30%)

(24%)

(46%)

Boys and girls

(% active)

% that are active at your school (an average of 60+ minutes a day of moderate to vigorous activity across the week)

There is no data available for this metric

Have you considered?

How could you get more pupils doing activity in school time throughout the week?

Are there any particular groups of pupils who need more support to be active?

Participation at and outside school


Government guidelines set out that pupils should get 30 minutes of their daily physical activity during the school day and 30 minutes outside school.

National figures from 2022 to 2023 for each measure are shown in brackets.


% of pupils doing an average of 30+ minutes a day of moderate to vigorous activity across the week

During school hours

National data
from 2022 to 2023



Outside school hours



Activity levels at and outside school for boys and girls

(Average of 30+ minutes a day of moderate to vigorous activity across the week)

There is no data available for this metric

How much time is spent doing PE each week?

120 minutes

per pupil at your school

Active travel to school

Pupils who got to school by active means (by foot, bike or scooter).

52% (58%)

Have you considered?

How can you demonstrate the positive impact of activity levels on whole school improvement such as attainment and behaviour?

How can you encourage more pupils to be active outside of school?

How can you encourage more pupils to travel by foot, bike or scooter to school?

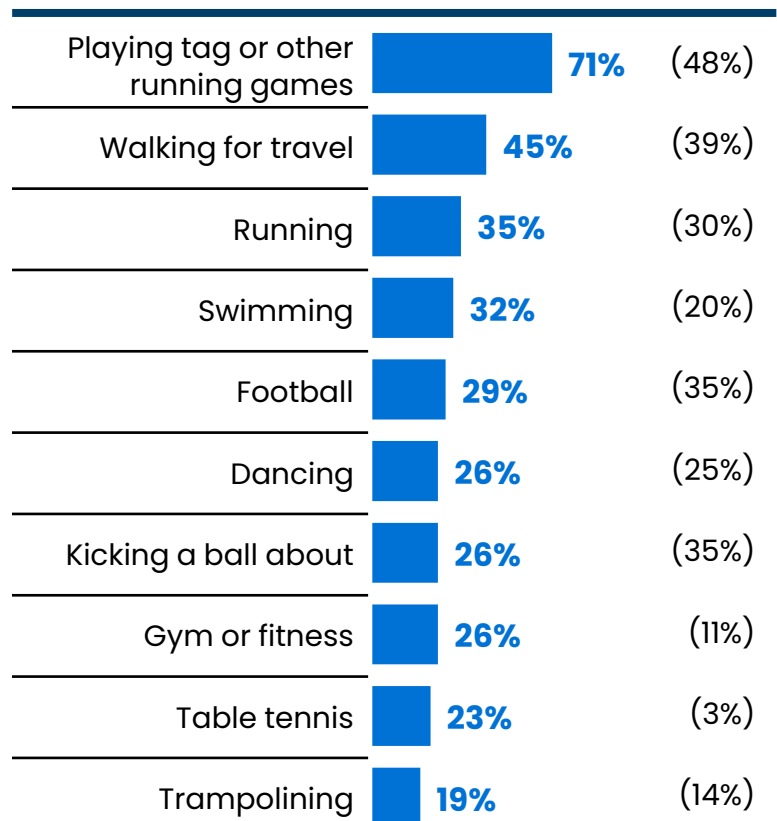
Activity breakdown

The charts below show the percentage of those who report taking part in each activity in the previous week at moderate to vigorous intensity. Only the top 10 activities are included.

National figures from 2022 to 2023 for these activities are also shown in brackets.

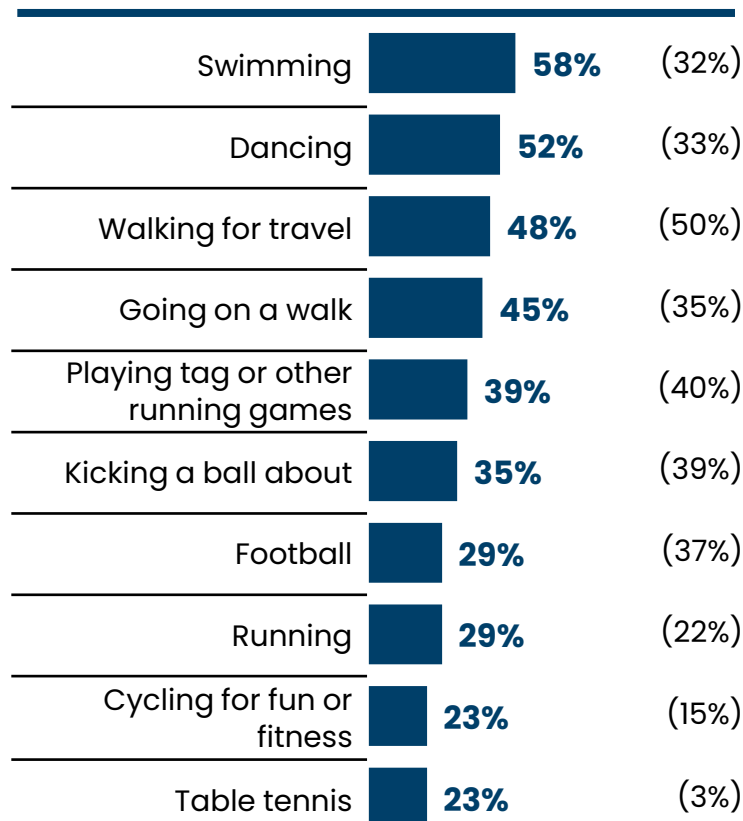
During school hours

National data from
2022 to 2023



Outside school hours

National data from
2022 to 2023



Have you considered?

How do you involve your pupils in choosing the sport and physical activities on offer?

Do you ask which activities they want to do more or less of?

Is the range of activities sufficient to cater for as many pupils as possible?

Comparison Data

You last completed the survey in Spring Term 2023. The comparison page(s) show how your current results compare with your previous results on some key measures.

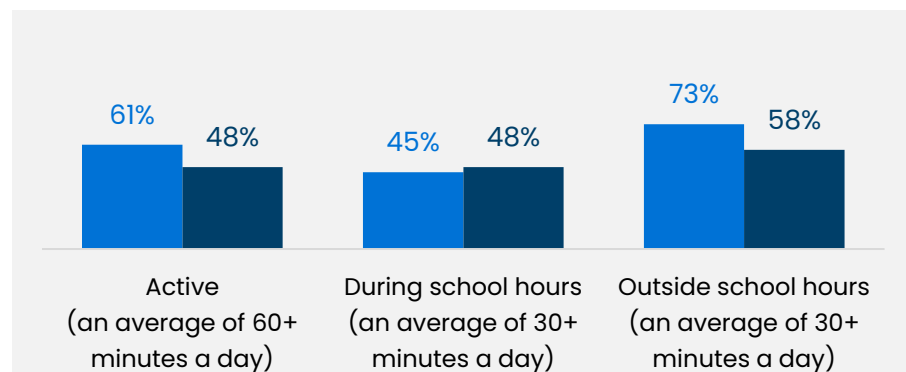
Key points to note when reviewing this data:

- The term your school completed the survey may be different, so you need to **allow for seasonality** in comparing the results. Activity levels are generally highest in the summer term and lowest in the autumn term
- Previously classes from Year 2, Year 4, Year 6 completed the survey, this time classes from Year 2, Year 4, Year 6 completed the survey. Where year groups differ you may need to **allow for differences by age** in comparing the results.
- Sample of 30 pupils and 13 parents of year 1-2 pupils in Spring Term 2023.

Activity levels

(Moderate to vigorous intensity)

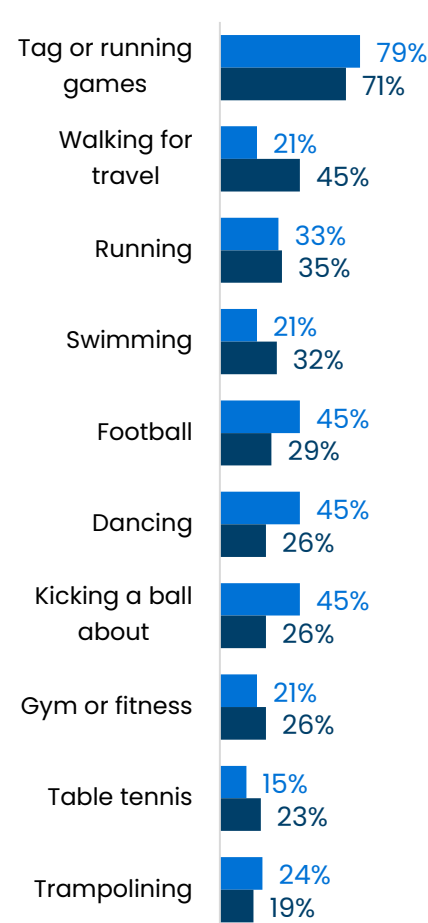
■ Spring Term 2023 ■ Autumn Term 2023



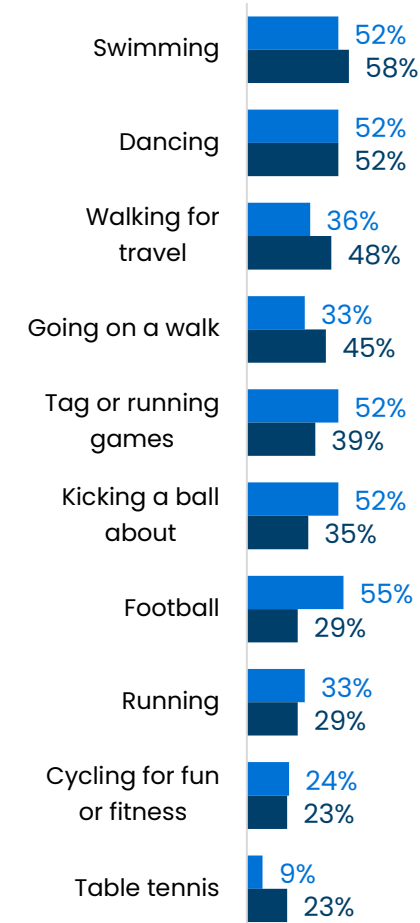
Activity Breakdown

(Done in the last week, moderate to vigorous intensity)

During school hours



Outside school hours



Notes

The Active Lives Children and Young People Survey is an online survey carried out by Ipsos.

Each term, a number of schools are randomly selected to take part in the survey, with the aim of getting just over 90,000 children and young people in Years 1 to 11 to complete it each academic year.

The survey runs on an annual basis. More information on the survey can be found on the Sport England website.

<https://www.sportengland.org/>

Archbishop Cranmer
Church of England
Academy

<https://makingourmove.org.uk/about/contact/>

Survey timings

Fieldwork for the survey took place between 4th September and 22nd December 2023.

Sample

29 pupils from 3 classes completed the survey:

10 Pupils from Year 2,

10 Pupils from Year 4,

9 Pupils from Year 6,

12 parents completed the survey.

National Data within this report

On some pages, national level data from the 2022 to 2023 academic year is shown for reference. For your school, these are national figures from Year 1-6 (base: 44,772). Go to www.sportengland.org/activeliveschildren23 to see the full National Report for 2022 to 2023

National report

The seventh national report by Sport England will be published in December 2024 and will be accessible via the Sport England website. That report will include data from the 2023 to 2024 academic year.

No data available for this metric

You may see this message in place of a chart or statistic. This is shown when there were fewer than 30 pupils or parents answering the question overall or for the breakdown presented (boys and girls), or no data available.

Limitations of the data

Due to the small numbers of pupils from your school that have participated in the survey, it is not possible to make reliable comparisons between your school results and the national level data. National data is therefore only provided as an indication of the national picture.

Any differences between groups may be down to the small sample sizes and may not be real differences.

Measures of activity

Moderate activity is defined as activity which makes pupils breathe faster.

Vigorous activity is defined as activity which makes pupils hot or tired.

Attitudes and wellbeing

For year 1-2 pupils the data on wellbeing and attitudes to sport has been provided by pupils, whilst the data on activity levels has been collected from the parent survey.

Years 3 to 6 pupils are asked about four attitudes and years 7 to 11 are asked about five. For years 7 to 11, agreement with Knowledge and/or Understanding is counted as one agreement. This means the 'number of positive attitudes' is out of four.

Further information

If you would like any further information about the results or survey, please contact your Active Partnership.